



浙江顶创精密工业有限公司
ZHEJIANG ACME PRECISION INDUSTRY CO. LTD.

地址 浙江省嘉善县城西工业区嘉丰路100号
邮编 314100

电话 0573 8411 1935
传真 0573 8411 1938
网址 www.zjacme.com
邮件 info@zjacme.com

No. 100 Jiafeng Road, Chengxi Industrial Zone,
Jiashan, Zhejiang, China.

Post Code 314100

Tel +86 573 8411 1935

Fax +86 573 8411 1938

Web www.zjacme.com

E-mail info@zjacme.com

经销商 DISTRIBUTOR



贞维有限公司
JENN WEIR CO.,LTD.

台中总公司 Taichung head office

地址 41172 台中县太平市育德路60巷18号

Add No.18, Lane 60, Yude Rd., Taiping City,
Taichung County 41172, Taiwan

Tel 886-4-23910796-7

Fax 886-4-23910798

E-mail jennweir@ms36.hinet.net

Website www.jennweir.com.tw

赫德有限公司
HARDY CO., LTD.

台北分公司 Taipei office

地址 103-73台北市大同酒泉街215

Add No.215, Jiuquan St. Datong Dist., Taipei City 10373

Tel 02-25970972-3

Fax 02-25970987

浙江顶创精密工业有限公司
ZHEJIANG ACME PRECISION
INDUSTRY CO. LTD.



滚针轴承
Needle Roller Bearings





彰显活力 憧憬未来

Highlight the vitality
of longing for the future

浙江顶创精密工业有限公司，成立于2010年。坐落于浙江省嘉善县城西开发区内，总占地面积2227平方米，总建筑面积7882平方米；我司为外资独资企业，由台湾贞维有限公司投资。为追求更好的服务品质，我司决定于2014年转型为工贸一体企业，集研发、生产和销售于一体。专业生产无油自润滑轴承，广泛应用于各种机械行业、水利工程、航天领域、汽车制造、重型工业、国家建设项目，例如：桥梁、水坝工程及船舶工业。

其余如滚针、直线、及滚珠类轴承我司为追求品质控制及其稳定性，均投资于战略合作夥伴，详细内容将分列于专业样本里，欢迎广大海内外客户对我的支持与指教，诚挚邀请各尊敬的客户莅临指教。

Zhejiang Acme Precision Industry Co. Ltd., founded in 2010. Zhejiang province is located in the west of Jiashan County Development Zone, covers an area of 2227 square meters, total construction area of 7882 square meters; Acme Precision is a foreign - owned enterprises, invested by Jenn Weir Co, Ltd. For the pursuit of better quality of service, our company decided in 2014 transformed into one industry and trade enterprises, combined RD, production and international sales in one. Specializing in the production of self-lubricated bearings, which widely used in all kinds of machinery industry, hydraulic engineering, aerospace, automobile manufacturing, heavy industry, the national construction projects, such as: bridge, dam engineering and shipbuilding industry.

For the rest of the needle roller bearing, ball bearings and linear bearings. In order to reach our pursuit of quality control and stability, we invest in several strategic partners, the details will be listed in seperated catalogs. We are pleased to have all customers pay a visit to our company and wish you can give us your suggestions and advises. Your visiting would be our honour.

浙江顶创精密工业有限公司
ZHEJIANG ACME PRECISION
INDUSTRY CO., LTD.

镶嵌型固体润滑轴承
Embedded Solid Lubrication Bearings

浙江顶创精密工业有限公司
ZHEJIANG ACME PRECISION
INDUSTRY CO., LTD.

自润滑多层复合轴承
Self-lubricating Multilayer
Composite Bearings

浙江顶创精密工业有限公司
ZHEJIANG ACME PRECISION
INDUSTRY CO., LTD.

滚针轴承
Needle Roller Bearings

浙江顶创精密工业有限公司
ZHEJIANG ACME PRECISION
INDUSTRY CO., LTD.

直线轴承
Linear Motion Ball Bearings

向心滚针轴承

带内圈滚针轴承:

NKI、NKIS、NA49、NA49...RS、NA49...2RS

(04-08)

无内圈滚针轴承:

NK、NKS、RNA49、RNA69、RNA49...RS、RNA49...2RS

(09-13)

无挡边滚针轴承:

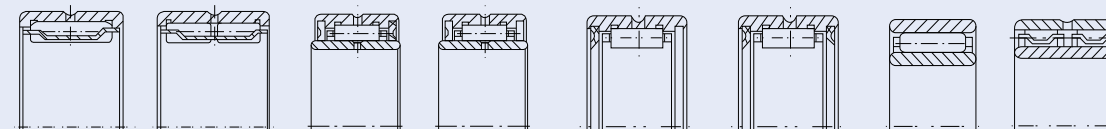
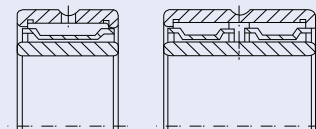
带内圈: NAO、NAO (双列滚针) Double Row

(14-18)

无内圈: RNAO、RNAO (双列滚针) Double Row

内圈: IR、LR

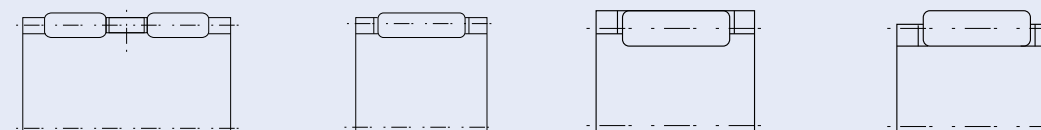
(19-21)



向心滚针轴承和保持架组件

K、KK、KZK、KBK系列

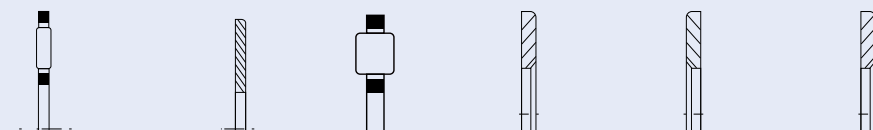
(22-30)



推力滚针和保持架组件、推力垫圈

AXK、AS、NTA、TRA、TRB、TRC...系列
811、812、LS、GS、WS系列

(31-36)



冲压外圈滚针轴承系列

公制: HK、BK、HK...RS、BK...RS、HK...2RS

(37-43)

HKH、BKH

(44-46)

FY、MFY、F、FH、MF、MFH

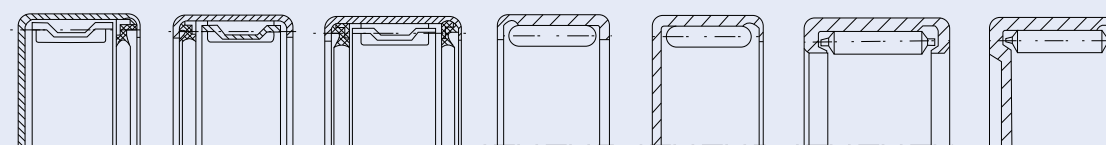
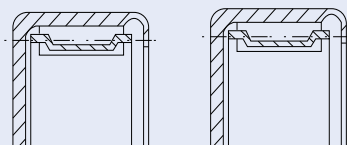
(47-48)

TA、TAW、TAM、TAMW

(49-51)

英制: SCE、BCE

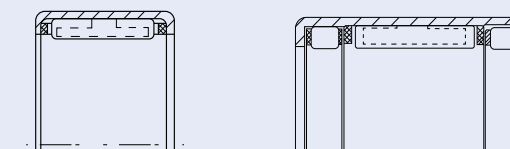
(52-54)



冲压外圈滚针离合器和轴承组件

HF、HFL、RC、RCB

(55-58)



滚针轴承是体积小具有高负荷能力的滚动轴承, 结构型式见附表。也可提供英制系列以及各种具有特殊要求的非标滚针轴承，如果需要请索取有关资料。

系列	说明
NK	无内圈滚针轴承，轻系列
NKS	无内圈滚针轴承，重系列
RNA 49	无内圈滚针轴承，尺寸系列49
RNA 69	无内圈滚针轴承，尺寸系列69，双列（单列至RNA 6906）
RNA 48	无内圈滚针轴承，尺寸系列48
NKI	带内圈滚针轴承，轻系列
NKIS	带内圈滚针轴承，重系列
NA 49	带内圈滚针轴承，尺寸系列49
NA69	带内圈滚针轴承，尺寸系列69，双列（单列至RNA 6906）
NA 48	带内圈滚针轴承，尺寸系列48
RNA 49..RS	无内圈滚针轴承，单面密封，尺寸系列49
RNA 49...2RS	无内圈滚针轴承，双面密封，尺寸系列49
NA 49..RS	带内圈滚针轴承，单面密封，尺寸系列49
NA 49...2RS	带内圈滚针轴承，双面密封，尺寸系列49

无内圈滚针轴承

- ◎从技术的角度来考虑，如果轴的滚道面能经淬火和磨削，则配置无内圈的滚针轴承为最佳的方法。相对于带内圈的滚针轴承，它可以有较大的轴径。因为不必考虑内圈公差的影响，所以可得到较高的旋转精度。
- ◎钢性大的保持架可引导滚针平行于轴线。在一个滚针轴承内，滚针直径偏差量为2μm或3μm。带挡边的外圈与滚针和保持架组件组合成一完整的轴承。
- ◎轴承装配前，无内圈的滚针轴承其内接圆直径符合公差等级F6，内接圆的定义是当所有滚针与外滚道接触而没有间隙时所形成的内接圆。
- ◎对于高精度要求的轴承，提供的无内圈的滚针轴承可以把内接圆公差缩小到F6公差带的上半部分或下半部分。

带内圈滚针轴承

- ◎如果轴不能用来作为滚道，则必须使用带内圈的滚针轴承。带滚针和保持架组件的外圈与内圈外可分别安装。

带或不带内圈的密封圈滚针轴承

- ◎单面或双面密封的NF--滚针轴承可以有效的防止**𠂇**物的侵入。基本上此轴承是在已填脂下提供，密封圈材质为丁晴橡胶或聚四氟乙烯，其运转温度范围分别为-30°C到+100°C或-30°C到+180°C，使用的润滑剂为2号或3号高性能锂基脂。由于有足够的储存润滑脂的空间，故可有效长的润滑间隔期。内圈较外圈宽1mm，因此在少许的轴向外移下密封圈仍能保持功能。内圈上有一润滑油孔。

标准级轴承

- ◎在标准级轴承中，所供应的轴承，都符合现行标准规定的等级尺寸精度和几何精度，并具正常原始径向游隙C₀。内接圆直径等于和大于12mm（NKS型则为14mm）的所有轴承，在外圈上有润滑油孔和润滑槽。
- ◎对高精度要求的轴承，订货时请说明精度等级。上述情况也适用于径向游隙不是正常组的带内圈或不带内圈滚针轴承。

特殊要求

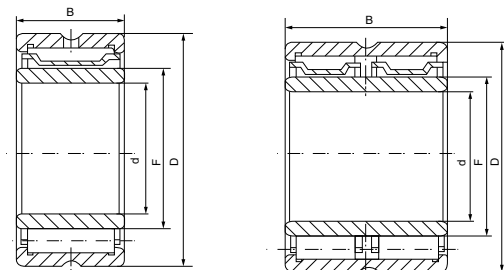
- ◎若要求带弧度的外圈，订货时在轴承代号后应增加所需补充代号。若要求带 油孔，订购时请说明。
- ◎为了取得高精度轴承配置，可以订购内圈有磨削余量的轴承，以便内圈装入轴上后再进行精磨，如此可改善选择精度。轴承代号后则需加补充代号VGS。如NA4915VGS。

向心滚针轴承

Radial Needle Roller Bearing



带内圈滚针轴承
Heavy Duty Needle Roller Bearings
With Inner Ring
NKI, NKIS, NA49, NA69系列

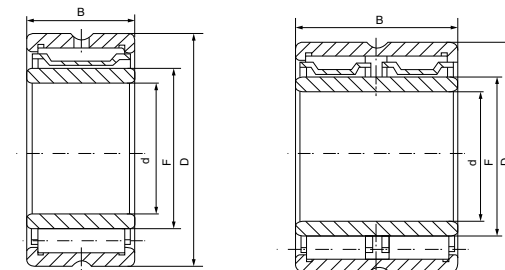


NKI, NKIS, NA49

NA69

轴径 Shaft Diameter	轴承型号 Bearing Designation				重量 Mass	外形尺寸 Boundary Dimensions				基本额定负荷 Basic Load Rating		极限转速 Limiting Speed
										动负荷 Dynamic	静负荷 Static	
	NKI	NKIS	NA49	NA69	HK...RS	d	F	D	B	Cr(N)	Cor(N)	油润滑 Oil
5	NKI5/12TN	--	--	--	11.5	5	8	15	12	3700	3700	26000
	NKI5/16TN	--	--	--	15.5	5	8	15	16	4900	5300	26000
6	NKI6/12TN	--	--	--	13.5	6	9	16	12	4200	4500	25000
	NKI6/16TN	--	--	--	17.5	6	9	16	16	5600	6500	25000
7	--	NKIS6TN	--	--	20	6	10	19	13	4700	4800	23000
	NKI7/12TN	--	--	--	13.8	7	10	17	12	4400	4900	23000
	NKI7/16TN	--	--	--	18.5	7	10	17	16	5900	7200	23000
	--	NKIS7TN	--	--	34.6	7	12	22	16	7700	8400	20800
8	--	NKIS8	--	--	47.1	8	14	25	16	11500	11100	19200
9	NKI9/12	--	--	--	16.6	9	12	19	12	6500	7100	22000
	NKI9/16	--	--	--	22	9	12	19	16	9100	11000	22000
	--	NKIS9	--	--	41.5	9	15	26	16	11500	11200	18500
10	NKI10/16	--	--	--	29.5	10	14	22	16	11000	12500	20000
	NKI10/20	--	--	--	37.1	10	14	22	20	13900	17000	20000
	--	NKIS10	--	--	54	10	16	28	16	12600	12500	18000
12	--	--	NA4900	--	23	10	14	22	13	6800	7300	20000
	NKI12/16	--	--	--	33.5	12	16	24	16	11500	13900	18500
	NKI12/20	--	--	--	42	12	16	24	20	14600	18800	18500
	--	NKIS12	--	--	60	12	18	30	16	13500	14500	17000
	--	--	NA4901	--	26	12	16	24	13	7500	8700	18500
	--	--	--	NA6901	46	12	16	24	22	13000	17300	18500
15	NKI15/16	--	--	--	39	15	19	27	16	13300	17400	18000
	NKI15/20	--	--	--	48.8	15	19	27	20	16800	23600	18000
	--	NKIS15	--	--	92	15	22	35	20	19600	22400	15000
	--	--	NA4902	--	34	15	20	28	13	8500	10900	17000
	--	--	--	NA6902	63.6	15	20	28	23	13900	20400	17000
17	NKI17/16	--	--	--	42.5	17	21	29	16	13700	18700	17000
	NKI17/20	--	--	--	53.5	17	21	29	20	17400	25400	17000
	--	NKIS17	--	--	98	17	24	37	20	20800	25000	14000
	--	--	NA4903	--	37	17	22	30	13	8800	11700	16000
20	--	--	--	NA6903	72	17	22	30	23	14900	23200	16000
	NKI20/16	--	--	--	49	20	24	32	16	15200	22300	15000
	NKI20/20	--	--	--	61	20	24	32	20	19300	30300	15000
	--	NKIS20	--	--	129	20	28	42	20	22800	29200	12000
	--	--	NA4904	--	75.2	20	25	37	17	17000	20400	14000
	--	--	--	NA6904	141	22	25	37	30	28800	41000	14000

带内圈滚针轴承
Heavy Duty Needle Roller Bearings
With Inner Ring
NKI, NKIS, NA49, NA69系列

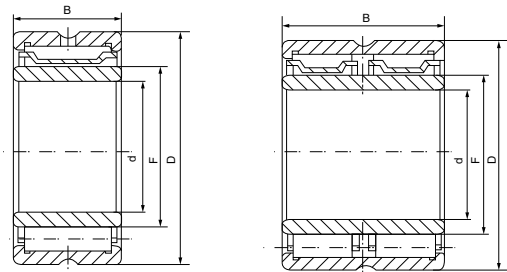


NKI, NKIS, NA49

NA69

轴径 Shaft Diameter	轴承型号 Bearing Designation				重量 Mass	外形尺寸 Boundary Dimensions				基本额定负荷 Basic Load Rating		极限转速 Limiting Speed
										动负荷 Dynamic	静负荷 Static	
	NKI	NKIS	NA49	NA69	(g)	d	F	D	B	Cr(N)	Cor(N)	油润滑 Oil
22	NKI22/16	--	--	--	52	22	26	34	16	14200	19900	14000
	NKI22/20	--	--	--	65.5	22	26	34	20	18000	27000	14000
25	--	--	NA49/22	--	80	22	28	39	17	18300	23600	12000
	--	--	--	NA69/22	150	22	28	39	30	3000	44000	12000
	NKI25/20	--	--	--	79.5	25	29	38	20	22200	34000	12000
	NKI25/30	--	--	--	124	25	29	38	30	33600	57900	12000
28	--	NKIS25	--	--	162	25	32	47	22	33000	43000	10500
	--	--	NA4905	--	88	25	30	42	17	24000	32000	11000
	--	--	--	NA6905	161	25	30	42	30	39000	59000	11000
	NKI28/20	--	--	--	96.5	28	32	42	20	23500	37700	11000
30	NKI28/30	--	--	--	146	28	32	42	30	35600	64300	11000
	--	--	NA49/28	--	97.7	28	32	45	17	24000	34000	11000
	--	--	--	NA69/28	182	28	32	45	30	40500	63000	11000
	NKI30/20	--	--	--	112	30	35	45	20	24800	41400	10500
32	NKI30/30	--	--	--	170	30	35	45	30	37500	70600	10500
	--	NKIS30	--	--	184	30	37	52	22	37500	50000	9600
	--	--	NA4906	--	101	30	35	47	17	25500	36500	10500
	--	--	--	NA6906	192	30	35	47	30	44000	71500	10500
35	NKI32/20	--	--	--	118	32	37	47	20	25300	43300	9600
	NKI32/30	--	--	--	180	32	37	47	30	38300	73900	9600
	--	--	NA49/32	--	158	32	40	52	20	30500	48000	8800
	--	--	--	NA69/32	288	32	40	52	36	47000	82000	8800
38	NKI35/20	--	--	--	127	35	40	50	20	26400	47100	8800
	NKI35/30	--	--	--	193	35	40	50	30	40000	80200	8800
	--	NKIS35	--	--	220	35	43	58	22	40000	57500	8000
	--	--	NA4907	--	170	35	42	55	20	32000	50000	8800
40	--	--	--	NA6907	310	35	42	55	36	48000	86000	8800
	NKI38/20	--	--	--	136	38	43	53	20	27500	50800	8800
	NKI38/30	--	--	--	207	38	43	53	30	41600	86600	8800
	NKI40/20	--	--	--	142	40	45	55	20	28000	52700	8000
42	NKI40/30	--	--	--	216	40	45	55	30	42400	89800	8000
	--	NKIS40	--	--	281	40	50	65	22	68000	9000	7200
	--	--	NA4908	--	230	40	48	62	22	6800	9000	7200
	--	--	--	NA6908	430	40	48	62	40	11700	10000	7200
42	NKI42/20	--	--	--	148	42	47	57	20	29200	56400	8000
	NKI42/30	--	--	--	222	42	47	57	30	44200	96100	8000

带内圈滚针轴承
Heavy Duty Needle Roller Bearings
With Inner Ring
NKI, NKIS, NA49, NA69系列

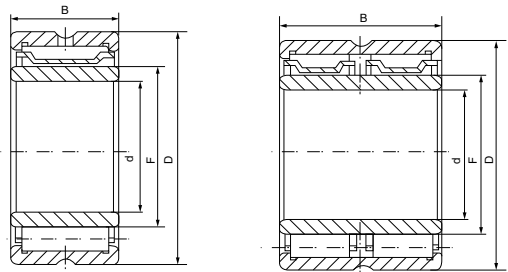


NKI, NKIS, NA49

NA69

轴径 Shaft Diameter	轴承型号 Bearing Designation				重量 Mass	外形尺寸 Boundary Dimensions				基本额定负荷 Basic Load Rating		极限转速 Limiting Speed
										动负荷 Dynamic	静负荷 Static	
	NKI	NKIS	NA49	NA69	(g)	d	F	D	B	Cr(N)	Cor(N)	油润滑 Oil
45	NKI45/25	--	--	--	229	45	50	62	25	38700	74300	7200
	NKI45/35	--	--	--	322	45	50	62	35	51700	107000	7200
	--	NKIS45	--	--	336	45	55	72	22	45000	75000	6400
	--	--	NA4909	--	271	45	52	68	22	45000	75000	6800
50	--	--	--	NA6909	495	45	52	68	40	70000	128000	6800
	NKI50/25	--	--	--	270	50	55	68	25	41000	82500	6800
	NKI50/35	--	--	--	379	50	55	68	35	54700	119500	6800
	--	NKIS50	--	--	518	50	60	80	28	64000	99000	6000
55	--	--	NA4910	--	274	50	58	72	22	50000	80000	6400
	--	--	--	NA6910	515	50	58	72	40	75000	140000	6400
	NKI55/25	--	--	--	272	55	60	72	25	42500	90000	6200
	NKI55/35	--	--	--	379	55	60	72	35	55500	130000	6200
60	--	NKIS55	--	--	558	55	65	85	28	62000	105000	5600
	--	--	NA4911	--	393	55	63	80	25	55000	100000	5600
	--	--	--	NA6911	780	55	63	80	45	85000	175000	5600
	NKI60/25	--	--	--	394	60	68	82	25	45400	91900	5600
65	NKI60/35	--	--	--	553	60	68	82	35	66500	150100	5600
	--	NKIS60	--	--	560	60	70	90	28	70000	115000	5200
	--	--	NA4912	--	426	60	68	85	25	65000	110000	5200
	--	--	--	NA6912	808	60	68	85	45	95000	195000	5200
70	NKI65/25	--	--	--	467	65	73	90	25	54200	100800	5200
	NKI65/35	--	--	--	659	65	73	90	35	79400	164700	5200
	--	NKIS65	--	--	641	65	75	95	28	74000	127000	4800
	--	--	NA4913	--	456	65	72	90	25	64000	125000	5200
75	--	--	--	NA6913	833	65	72	90	45	98000	200000	5200
	NKI70/25	--	--	--	521	70	80	95	25	57200	111200	4800
	NKI70/35	--	--	--	737	70	80	95	35	83700	181600	4800
	--	NKIS70	--	--	680	70	80	100	28	77000	135000	4400
80	--	--	NA4914	--	728	70	80	100	30	85000	160000	4400
	--	--	--	NA6914	1340	70	80	100	54	130000	270000	4400
	NKI75/25	--	--	--	641	75	85	105	25	69300	120500	4400
	NKI75/35	--	--	--	908	75	85	105	35	100700	194900	4400
85	--	--	NA4915	--	775	75	85	105	30	89000	165000	4400
	--	--	--	NA6915	1450	75	85	105	54	135000	280000	4400
	NKI80/25	--	--	--	677	80	90	110	25	72200	129600	4000
	NKI80/35	--	--	--	959	80	90	110	35	104900	209700	4000

带内圈滚针轴承
Heavy Duty Needle Roller Bearings
With Inner Ring
NKI, NKIS, NA49, NA69系列



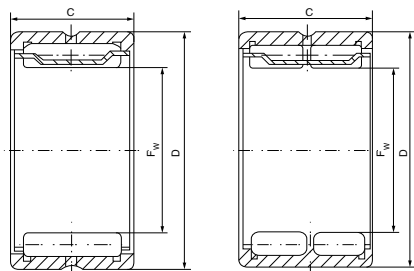
NKI, NKIS, NA49

NA69

轴径 Shaft Diameter	轴承型号 Bearing Designation				重量 Mass	外形尺寸 Boundary Dimensions				基本额定负荷 Basic Load Rating		极限转速 Limiting Speed
										动负荷 Dynamic	静负荷 Static	
	NKI	NKIS	NA49	NA69	(g)	d	F	D	B	Cr(N)	Cor(N)	油润滑 Oil
80	NKI	NKIS	NA49	NA69	(g)	d	F	D	B	Cr(N)	Cor(N)	油润滑 Oil
	--	--	NA4916	--	878	80	90	110	30	90000	175000	4000
85	--	--	--	NA6916	1522	80	90	110	54	140000	300000	4000
	NKI85/26	--	--	--	743	85	95	115	26	76800	142700	3900
	NKI85/36	--	--	--	1040	85	95	115	36	109600	225700	3900
	--	--	NA4917	--	1250	85	100	120	35	121000	280000	3700
90	--	--	--	NA6917	2200	85	100	120	63	170000	400000	3700
	NKI90/26	--	--	--	778	90	100	120	26	79700	152400	3700
	NKI90/36	--	--	--	1090	90	100	120	36	113900	241000	3700
	--	--	NA4918	--	1312	90	105	125	35	125000	260000	3500
95	--	--	--	NA6918	2310	90	105	125	63	180000	435000	3500

注：1) TN=塑料保持架，允许工作温度：120℃连续地，150℃临时地，180℃短期地。
TN=The allowable working temperature for plastic cage: 120℃(continuously),
150℃(temporarily), 180℃(for a shorttime).
2) 对于脂润滑，允许值为表列数值的60%。
Allowable rotational speed applies to oil lubrication. For grease lubrication, a maximum of 60% of this value is allowable.

无内圈滚针轴承
Heavy Duty Needle Roller Bearings
Without Inner Ring
NK, NKS, NA49, NA69系列

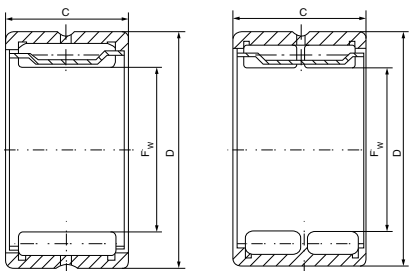


NK, NKS, RNA49

RNA69

轴径 Shaft Diameter	轴承型号 Bearing Designation				重量 Mass				外形尺寸 Boundary Dimensions			基本额定负荷 Basic Load Rating		极限转速 Limiting Speed
												动负荷 Dynamic	静负荷 Static	
	NK	NKS	RNA49	RNA69	NK	NKS	RNA49	RNA69	F _w	D	C	Cr(N)	Cor(N)	油润滑 Oil
5	NK5/10TN	--	--	--	3.3	--	--	--	5	10	10	2100	1600	35000
	NK5/12TN	--	--	--	4.0	--	--	--	5	10	12	2800	2300	35000
6	NK6/10TN	--	--	--	5.1	--	--	--	6	12	10	2400	1900	32000
	NK6/12TN	--	--	--	6.2	--	--	--	6	12	12	3100	2800	32000
7	NK7/10TN	--	--	--	7.3	--	--	--	7	14	10	2600	2300	30000
	NK7/12TN	--	--	--	8.8	--	--	--	7	14	12	3400	3200	30000
8	NK8/12TN	--	--	--	9.6	--	--	--	8	15	12	3700	3700	28000
	NK8/16TN	--	--	--	12.8	--	--	--	8	15	16	4900	5300	28000
	--	NKS8TN	--	--	--	11	--	--	8	16	13	5000	4700	28000
9	NK9/12TN	--	--	--	10.4	--	--	--	9	16	12	4200	4500	27000
	NK9/16TN	--	--	--	13.9	--	--	--	9	16	16	5600	6500	27000
10	NK10/12TN	--	--	--	11.2	--	--	--	10	17	12	4400	4900	25000
	NK10/16TN	--	--	--	15.1	--	--	--	10	17	16	5900	7200	25000
	--	NKS10TN	--	--	--	15	--	--	10	19	13	5800	6000	25000
12	NK12/12	--	--	--	12.4	--	--	--	12	19	12	6500	7100	23000
	NK12/16	--	--	--	16.3	--	--	--	12	19	16	9100	11000	23000
	--	NKS12TN	--	--	--	23	--	--	14	22	16	9600	10400	22000
14	NK14/16	--	--	--	20.9	--	--	--	14	22	16	11000	12500	21000
	NK14/20	--	--	--	26.2	--	--	--	14	22	20	13900	17000	21000
	--	NKS14	--	--	--	29	--	--	14	25	16	14400	13800	20000
	--	--	RNA4900	--	--	--	16.5	--	14	22	13	8600	9200	21000
15	NK15/16	--	--	--	21.8	--	--	--	15	23	16	10900	12700	20000
	NK15/20	--	--	--	27.2	--	--	--	15	23	20	13800	17200	20000
	--	NKS15	--	--	--	30	--	--	15	26	16	14400	14000	19000
16	NK16/16	--	--	--	23.0	--	--	--	16	24	16	11500	13900	19000
	NK16/20	--	--	--	28.6	--	--	--	16	24	20	14600	18800	19000
	--	NKS16	--	--	--	35	--	--	16	28	16	15700	15800	18000
	--	--	RNA4901	--	--	--	17.4	--	16	24	13	9600	10900	19000
	--	--	--	RNA6901	--	--	--	31	16	24	22	16200	21600	19000
17	NK17/16	--	--	--	24.2	--	--	--	17	25	16	12100	15000	19000
	NK17/20	--	--	--	30.2	--	--	--	17	25	20	15400	20400	19000
18	NK18/16	--	--	--	25.4	--	--	--	17	26	16	12700	16200	18000
	NK18/20	--	--	--	31.7	--	--	--	18	26	20	16100	22000	18000
	--	NKS18	--	--	--	37.9	--	--	18	30	16	16800	17700	17000
19	NK19/16	--	--	--	26.6	--	--	--	19	27	16	13000	17400	18000

无内圈滚针轴承
Heavy Duty Needle Roller Bearings
Without Inner Ring
NK, NKS, NA49, NA69系列

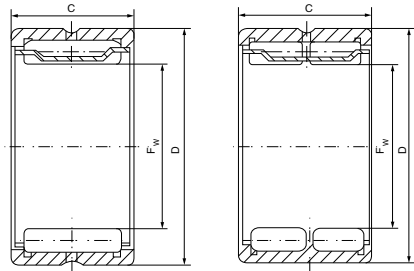


NK, NKS, RNA49

RNA69

轴径 Shaft Diameter	轴承型号 Bearing Designation				重量 Mass				外形尺寸 Boundary Dimensions			基本额定负荷 Basic Load Rating		极限转速 Limiting Speed
												动负荷 Dynamic	静负荷 Static	
	NK	NKS	RNA49	RNA69	NK	NKS	RNA49	RNA69	F _w	D	C	Cr(N)	Cor(N)	油润滑 Oil
19	NK19/20	--	--	--	33.2	--	--	--	19	27	20	16800	23600	18000
	NK20/16	--	--	--	27.4	--	--	--	20	28	16	13200	17500	17000
20	NK20/20	--	--	--	34.3	--	--	--	20	28	20	16700	23800	17000
	--	NKS20	--	--	--	48.7	--	--	20	32	20	23000	25000	16000
	--	--	RNA4902	--	--	--	21.7	--	20	28	13	10300	12800	17000
	--	--	--	RNA6902	--	--	--	39.7	20	28	23	17600	25300	17000
21	NK21/16	--	--	--	28.6	--	--	--	21	29	16	13700	18700	17000
	NK21/20	--	--	--	35.9	--	--	--	21	29	20	17400	25400	17000
22	NK22/16	--	--	--	29.9	--	--	--	22	30	16	14200	19900	16000
	NK22/20	--	--	--	37.4	--	--	--	22	30	20	18000	27000	16000
	--	NKS22	--	--	--	61.5	--	--	22	35	20	24500	28000	14000
	--	--	RNA4903	--	--	--	22.2	--	22	30	13	11200	14600	16000
	--	--	--	RNA6903	--	--	--	42.4	22	30	23	18900	28800	16000
24	NK24/16	--	--	--	32.3	--	--	--	24	32	16	15200	22330	14000
	NK24/20	--	--	--	40.4	--	--	--	24	32	20	19300	30300	14000
	--	NKS24	--	--	--	65.5	--	--	24	37	20	26000	31000	13000
25	NK25/16	--	--	--	33.2	--	--	--	25	33	16	15100	22400	14000
	NK25/20	--	--	--	41.4	--	--	--	25	33	20	19200	30400	14000
	--	NKS25	--	--	--	68.1	--	--	25	38	20	27500	33500	13000
	--	--	RNA4904	--	--	--	52.3	--	25	37	17	21100	25100	13000
	--	--	--	RNA6904	--	--	--	100	25	37	30	35200	48400	13000
26	NK26/16	--	--	--	34.4	--	--	--	26	34	16	15600	23600	13000
	NK26/20	--	--	--	42.9	--	--	--	26	34	20	19800	32000	13000
28	NK28/20	--	--	--	51.6	--	--	--	28	37	20	22300	33900	12000
	NK28/30	--	--	--	77.7	--	--	--	28	37	30	33800	57700	12000
	--	NKS28	--	--	--	83.6	--	--	28	42	20	28500	36500	11500
	--	--	RNA49/22	--	--	--	50.2	-	28	39	17	23100	29100	11500
	--	--	--	RNA69/22	--	--	--	98	28	39	30	38500	56200	11500
29	NK29/20	--	--	--	52.7	--	--	--	29	38	20	22200	34000	11500
	NK29/30	--	--	--	79.4	--	--	--	29	38	30	33600	57900	11500
30	NK30/20	--	--	--	64.2	--	--	--	30	40	20	22900	35800	11500
	NK30/30	--	--	--	96.6	--	--	--	30	40	30	34700	61000	11500
	--	NKS30	--	--	--	104	--	--	30	45	22	32000	40000	11000
	--	--	RNA4905	--	--	--	61	--	30	42	17	24000	31200	11000
	--	--	--	RNA6905	--	--	--	112	30	42	30	40000	60200	11000

无内圈滚针轴承
Heavy Duty Needle Roller Bearings
Without Inner Ring
NK, NKS, NA49, NA69系列

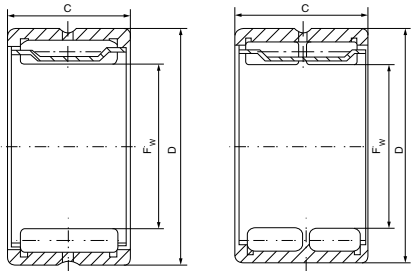


NK, NKS, RNA49

RNA69

轴径 Shaft Diameter	轴承型号 Bearing Designation				重量 Mass				外形尺寸 Boundary Dimensions			基本额定负荷 Basic Load Rating		极限转速 Limiting Speed
												动负荷 Dynamic	静负荷 Static	
32	NK	NKS	RNA49	RNA69	NK	NKS	RNA49	RNA69	F _w	D	C	Cr(N)	Cor(N)	油润滑 Oil
	NK32/20	--	--	--	67.6	--	--	--	32	42	20	23500	37700	11000
	NK32/30	--	--	--	101.6	--	--	--	32	42	30	35600	64300	11000
	--	NKS32	--	--	--	110	--	--	32	47	22	33500	43500	10000
	--	--	RNA49/28	--	--	--	73.2	--	32	45	17	24800	33200	11000
35	--	--	--	RNA69/28	--	--	--	135	32	45	30	41500	64200	11000
	NK35/20	--	--	--	73.1	--	--	--	35	45	20	24800	41400	10500
	NK35/30	--	--	--	109.9	--	--	--	35	45	30	37500	70600	10500
	--	NAS35	--	--	--	118	--	--	35	50	22	35000	47000	10000
	--	--	RNA4906	--	--	--	69.4	--	35	47	17	25000	35500	10500
37	--	--	--	RNA6906	--	--	--	126	35	47	30	43500	71000	10500
	NK37/20	--	--	--	76.5	--	--	--	35	47	20	25300	43300	10000
	NK37/30	--	--	--	115.0	--	--	--	37	47	30	38300	73900	10000
	--	NKS37	--	--	--	123	--	--	37	52	22	36500	50000	10000
38	NK38/20	--	--	--	78.5	--	--	--	37	48	20	25900	45200	10000
	NK38/30	--	--	--	118.1	--	--	--	38	48	30	39200	77000	10000
40	NK40/20	--	--	--	81.9	--	--	--	38	50	20	26400	47100	9500
	NK40/30	--	--	--	123.2	--	--	--	40	50	30	40000	80200	9500
	--	NKS40	--	--	--	129	--	--	40	55	22	38000	54000	9500
	--	--	RNA49/32	--	--	--	89.1	--	40	52	20	30500	47500	9500
40	--	--	--	RNA6932	--	--	--	162	40	52	36	47000	8200	9500
	NK42/20	--	--	--	85.3	--	--	--	42	52	20	26900	49000	9500
	NK42/30	--	--	--	128.4	--	--	--	42	52	30	40700	83500	9500
	--	--	RNA4907	--	--	--	107	--	42	55	20	31500	50000	9500
	--	--	--	RNA6907	--	--	--	193	42	55	36	48000	86000	9500
43	NK43/20	--	--	--	87.3	--	--	--	43	53	20	27500	50800	9500
	NK43/30	--	--	--	131.5	--	--	--	43	53	30	41600	86600	9500
	--	NKS43	--	--	--	139	--	--	43	58	22	39000	57000	8500
45	NK45/20	--	--	--	90.7	--	--	--	45	55	20	28000	52700	8500
	NK45/30	--	--	--	136.6	--	--	--	45	55	30	42400	89800	8500
	--	NKS45	--	--	--	145	--	--	45	60	22	40500	60000	8500
47	NK47/20	--	--	--	94.7	--	--	--	47	57	20	29200	56400	8500
	NK47/30	--	--	--	142.6	--	--	--	47	57	30	44200	96100	8500
48	--	--	RNA4908	--	--	--	140	--	48	62	22	43000	67000	8500
	--	--	--	RNA6908	--	--	--	256	48	62	40	66000	116000	8500
50	NK50/25	--	--	--	153.7	--	--	--	50	62	25	38700	74300	8500

无内圈滚针轴承
Heavy Duty Needle Roller Bearings
Without Inner Ring
NK, NKS, NA49, NA69系列



NK, NKS, RNA49

RNA69

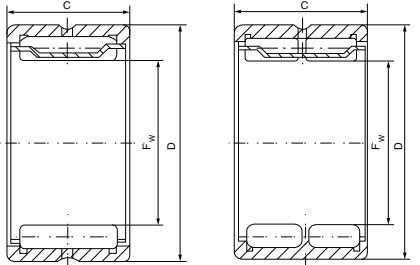
轴径 Shaft Diameter	轴承型号 Bearing Designation				重量 Mass				外形尺寸 Boundary Dimensions			基本额定负荷 Basic Load Rating		极限转速 Limiting Speed
												动负荷 Dynamic	静负荷 Static	
50	NK	NKS	RNA49	RNA69	NK	NKS	RNA49	RNA69	F _w	D	C	Cr(N)	Cor(N)	油润滑 Oil
	NK50/35	--	--	--	215.4	--	--	--	50	62	35	51700	107700	8500
52	--	NKS50	--	--	--	157	--	--	50	65	22	42500	67000	8500
	--	--	RNA4909	--	--	--	182	--	52	68	22	45900	72900	7500
55	--	--	--	RNA6909	--	--	--	338	52	68	40	69000	127000	7500
	NK55/25	--	--	--	188.2	--	--	--	55	68	25	41000	82500	6800
58	NK55/35	--	--	--	263.7	--	--	--	55	68	35	54700	119500	6800
	--	NKS55	--	--	--	221	--	--	55	72	22	45000	74000	6500
60	--	--	RNA4910	--	--	--	163	--	58	72	33	48100	80000	6500
	--	--	--	RNA6910	--	--	--	310	58	72	40	73000	139000	6500
63	NK60/25	--	--	--	181.3	--	--	--	60	72	25	43100	90700	6000
	NK60/35	--	--	--	254.0	--	--	--	60	72	35	57500	131400	6000
65	--	NKS60	--	--	--	335	--	--	60	80	28	63000	98000	6000
	--	--	RNA4911	--	--	--	255	--	63	80	25	58500	99000	5600
68	--	--	--	RNA6911	--	--	--	470	63	80	45	90000	176000	5600
	68NK65/25	--	--	--	218.8	--	--	--	65	78	25	45200	98800	5600
70	NK65/35	--	--	--	306.5	--	--	--	65	78	35	60300	143300	5600
	--	NKS65	--	--	--	356	--	--	65	85	28	67000	108000	5600
72	NK68/25	--	--	--	245.0	--	--	--	68	82	25	45400	91900	5600
	NK68/35	--	--	--	343.3	--	--	--	68	82	35	66500	150100	5600
73	--	--	RNA4912	--	--	--	275	--	68	85	25	61200	107600	5200
	--	--	--	RNA6912	--	--	--	488	68	85	45	94000	191000	5200
75	NK70/25	--	--	--	277.2	--	--	--	70	85	25	46100	94700	5200
	NK70/35	--	--	--	388.5	--	--	--	70	85	35	67500	154600	5200
77	--	NKS70	--	--	--	380	--	--	70	90	28	68000	113000	5200
	--	--	RNA4913	--	--	--	312	--	72	90	25	62300	112100	5200
79	--	--	--	RNA6913	--	--	--	580	72	90	45	95000	198000	5200
	NK73/25	--	--	--	319.4	--	--	--	73	90	25	54200	100800	5200
81	NK73/35	--	--	--	448.4	--	--	--	73	90	35	79400	164700	5200
	NK75/25	--	--	--	327.5	--	--	--	75	92	25	55300	104300	4800
83	NK75/35	--	--	--	459.8	--	--	--	75	92	35	80900	170300	4800
	--	NKS75	--	--	--	402	--	--	75	95	28	71000	123000	4800
85	NK80/25	--	--	--	288.1	--	--	--	80	95	25	57200	111200	4800
	NK80/35	--	--	--	404.7	--	--	--	80	95	35	83700	181600	4800
87	--	NKS80	--	--	--	413	--	--	80	100	28	75000	133000	4400
	--	--	RNA4914	--	--	--	460	--	80	100	30	83900	151400	4400

无内圈滚针轴承

Heavy Duty Needle Roller Bearings

Without Inner Ring

NK, NKS, NA49, NA69系列



NK, NKS, RNA49 RNA69

轴径 Shaft Diameter	轴承型号 Bearing Designation				重量 Mass				外形尺寸 Boundary Dimensions			基本额定负荷 Basic Load Rating		极限转速 Limiting Speed
												动负荷 Dynamic	静负荷 Static	
	NK	NKS	RNA49	RNA69	NK	NKS	RNA49	RNA69	F _w	D	C	Cr(N)	Cor(N)	油润滑 Oil
80	--	--	--	RNA6914	--	--	--	857	80	100	54	128000	265000	4400
85	NK85/25	--	--	--	428.5	--	--	--	85	105	25	69300	120500	4400
	NK85/35	--	--	--	600.1	--	--	--	85	105	35	100700	194900	4400
	--	--	RNA4915	--	--	--	489	--	85	105	30	86000	162000	4400
	--	--	--	RNA6915	--	--	--	935	85	105	54	130000	275000	4400
90	NK90/25	--	--	--	452.2	--	--	--	90	110	25	72200	129600	4400
	NK90/35	--	--	--	633.6	--	--	--	90	110	35	104800	209700	4400
	--	--	RNA4916	--	--	--	516	--	90	110	30	89000	169600	4400
	--	--	--	RNA6916	--	--	--	987	90	110	54	135000	300000	4400
95	NK95/26	--	--	--	491.8	--	--	--	95	115	26	76800	142700	3800
	NK95/36	--	--	--	681.3	--	--	--	95	115	36	109600	225700	3800
100	NK100/26	--	--	--	516.5	--	--	--	100	120	26	79700	152400	3500
	NK100/36	--	--	--	715.7	--	--	--	100	120	36	113900	241000	3500
	--	--	RNA4917	--	--	--	657	--	100	120	35	111300	233700	3500
	--	--	--	RNA6917	--	--	--	1200	100	120	63	166000	400000	3500

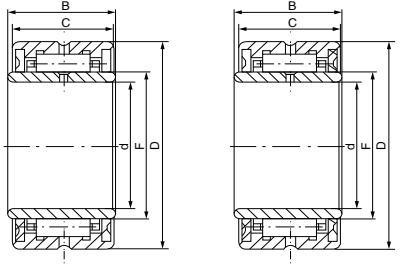
注：1) TN=塑料保持架，允许工作温度：120°C连续地，150°C临时地，180°C短期地。
TN=The allowable working temperature for plastic cage: 120°C(continuously), 150°C(temporarily), 180°C(for a shorttime).
2) 对于脂润滑，允许值为表列数值的60%。
Allowable rotational speed applies to oil lubrication. For grease lubrication, a maximum of 60% of this value is allowable.

带内圈滚针轴承带密封

Heavy Duty Needle Roller Bearings

With Inner Ring, With Seals

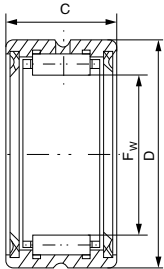
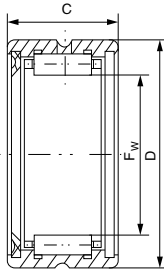
NK49...RS, NA49...2RS系列



NA49...RS NA49...2RS

轴径 Shaft Diameter	轴承型号 Bearing Designation		重量 Mass	外形尺寸 Boundary Dimensions					基本额定负荷 Basic Load Rating		极限转速 Limiting Speed
									动负荷 Dynamic	静负荷 Static	
	NA49...RS	NA49...2RS	(g)	d	F	D	C	B	Cr(N)	Cor(N)	油润滑 Oil
10	NA4900RS	NA49002RS	24.5	10	14	22	13	14	4800	4800	11000
12	NA4901RS	NA49012RS	27.5	12	16	24	13	14	5400	5800	11000
15	NA4902RS	NA49022RS	37	15	20	28	13	14	6000	9200	8500
17	NA4903RS	NA49032RS	40	17	22	30	13	14	6100	7700	7500
20	NA4904RS	NA49042RS	80	20	25	37	17	18	12100	14000	6500
25	NA4905RS	NA49052RS	89.5	25	30	42	17	18	13500	16900	5500
30	NA4906RS	NA49062RS	104	30	35	47	17	18	14800	20000	5000
35	NA4907RS	NA49072RS	175	35	42	55	20	21	18600	27700	4000
40	NA4908RS	NA49082RS	252	40	48	62	22	23	26200	37000	3800
45	NA4909RS	NA49092RS	290	45	52	68	22	23	26600	41300	3800
50	NA4910RS	NA49102RS	295	50	58	72	22	23	28000	44800	3500

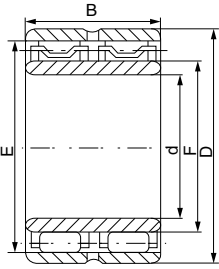
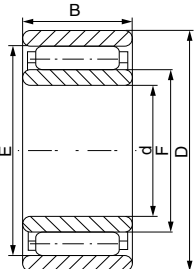
无内圈滚针轴承带密封
Heavy Duty Needle Roller Bearings
Without Inner Ring, With Seals
RNA49...RS, RNA49...2RS系列



RNA49...RS RNA69...RS

轴径 Shaft Diameter	轴承型号 Bearing Designation		重量 Mass	外形尺寸 Boundary Dimensions			基本额定负荷 Basic Load Rating		极限转速 Limiting Speed
							动负荷 Dynamic	静负荷 Static	
	RNA49...RS	RNA49...2RS	(g)	F _w	D	C	Cr(N)	Cor(N)	油润滑 Oil
14	RNA4900RS	RNA49002RS	16	14	22	13	4800	4800	11000
16	RNA4901RS	RNA49012RS	18	16	24	13	5400	5800	11000
20	RNA4902RS	RNA49022RS	21.5	20	28	13	6000	9200	8500
22	RNA4903RS	RNA49032RS	23	22	30	13	6100	7700	7500
25	RNA4904RS	RNA49042RS	56	25	37	17	12100	14000	6500
30	RNA4905RS	RNA49052RS	60	30	42	17	13500	16900	5500
35	RNA4906RS	RNA49062RS	69	35	47	17	14800	20000	5000
42	RNA4907RS	RNA49072RS	107	42	55	20	18600	27700	4000
48	RNA4908RS	RNA49082RS	154	48	62	22	26200	37000	3800
52	RNA4909RS	RNA49092RS	157	52	68	22	26600	41300	3800
58	RNA4910RS	RNA49102RS	160	58	72	22	28000	44800	3500

无挡边滚针轴承带内圈
Heavy Duty Needle Roller Bearings
NAO系列



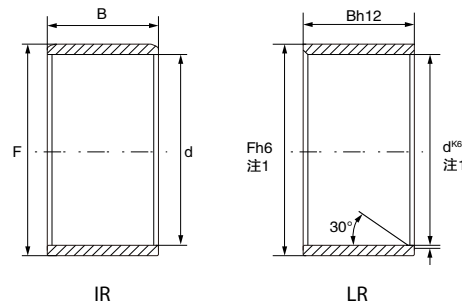
NAO RNA49...2RS

轴径 Shaft Diameter	轴承型号 Bearing Designation	重量 Mass	外形尺寸 Boundary Dimensions					基本额定负荷 Basic Load Rating		极限转速 Limiting Speed
								动负荷 Dynamic	静负荷 Static	
	NAO	(g)	d	D	B	F	E	Cr(N)	Cor(N)	油润滑 Oil
6	NAO6×17×10TN	14	6	17	10	10	13	4500	5200	26000
9	NAO9×22×12TN	24	9	22	12	12	18	9500	9500	24000
12	NAO12×24×13	30	12	24	13	16	20	8500	11000	22000
	NAO12×24×20	45	12	24	20	16	20	13000	18800	22000
15	NAO12×28×12	40	12	28	12	16	22	11000	11900	21000
	NAO15×28×13	30	15	28	13	20	24	9300	13500	19000
17	NAO15×32×12	50	15	32	12	20	26	13000	15400	19000
	NAO17×30×13	42	17	30	13	22	26	10000	15100	18000
20	NAO17×35×16	78	17	35	16	22	29	19000	25000	17000
	NAO20×35×17	75	20	35	17	25	29	14000	24000	16000
25	NAO20×37×16	82	20	37	16	25	32	20000	25000	15000
	NAO25×40×17	88	25	40	17	30	35	18700	32000	13500
30	NAO25×42×16	85	25	42	16	30	37	22000	31500	13500
	NAO25×42×32	190	25	42	32	30	37	37500	65000	13500
35	NAO30×45×13	77	30	45	13	35	40	15000	25000	12000
	NAO30×45×17	102	30	45	17	35	40	20000	35500	12000
40	NAO30×45×26	155	30	45	26	35	40	25000	53000	12000
	NAO30×47×16	110	30	47	16	35	42	23000	35000	12000
50	NAO30×47×18	120	30	47	18	35	42	26000	40000	12000
	NAO30×52×18	180	30	52	18	37	44	25000	42000	11000
70	NAO35×50×17	115	35	50	17	40	45	21000	39000	11000
	NAO35×55×20	190	35	55	20	40	47	31000	54000	9900
80	NAO35×57×20.5	215	35	57	20.5	42	50	34000	55000	9900
	NAO40×55×17	130	40	55	17	45	50	21400	44000	9000
90	NAO40×65×20	280	40	65	20	50	58	33000	60000	8100
	NAO50×68×20	230	50	68	20	55	60	27000	63000	7700
100	NAO50×78×20	410	50	78	20	60	68	42000	80000	6800
	NAO70×100×30	850	70	100	30	80	88	68000	170000	5500
120	NAO75×105×25	700	75	105	25	85	96	54000	130000	5000
140	NAO80×110×30	820	80	110	30	90	98	65000	163000	4500
160	NAO90×120×30	1050	90	120	30	100	108	68000	178000	4200

注：1) TN=塑料保持架，允许工作温度：120℃连续地，150℃临时地，180℃短期地。
TN=The allowable working temperature for plastic cage: 120℃(continuously), 150℃(temporarily), 180℃(for a shorttime).
2) 对于脂润滑，允许值为表列数值的60%。
Allowable rotational speed applies to oil lubrication. For grease lubrication, a maximum of 60% of this value is allowable.

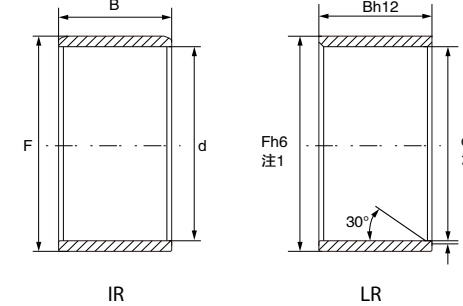
可提供IR内圈、LR内圈、英制系列或特殊尺寸内圈、带油孔内圈，内圈的尺寸公差和几何精度符合现行标准，两种内圈都经过热处理。

IR inner ring, LR inner ring, BS standard series, special size inner ring, with-oil-hole inner ring are all available. The size tolerance and the gemometric accuracy are in compliance with the existing standards, the two kinds of inner rings are both heat-treated.



可提供IR内圈、LR内圈、英制系列或特殊尺寸内圈、带油孔内圈，内圈的尺寸公差和几何精度符合现行标准，两种内圈都经过热处理。

IR inner ring, LR inner ring, BS standard series, special size inner ring, with-oil-hole inner ring are all available. The size tolerance and the gemometric accuracy are in compliance with the existing standards, the two kinds of inner rings are both heat-treated.



轴径 Shaft Diameter	代号 Designation	外形尺寸 Boundary Dimensions			重量 Mass 近似 Approx
		d	F	B	
mm		mm			g
5	IR -	5	8	12	2.79
	IR -	5	8	16	3.75
6	IR -	6	9	12	3.17
	IR -	6	9	16	4.3
	□IR -	6	10	10	3.7
	■IR -	6	10	12	4.6
7	IR -LR	7	10	10.5	3.09
	IR -	7	10	12	3.61
8	IR -	7	10	16	4.9
	□IR -	8	12	10	4.8
	IR -LR	8	12	10.5	5
	■IR -	8	12	12	5.7
9	IR -LR	8	12	12.5	5.9
	IR -	9	12	12	4.5
	IR -	9	12	16	6.1
	IR -LR	10	13	12.5	5.2
10	□IR -	10	14	12	7.3
	IR -	10	14	13	7.4
	■IR -	10	14	14	8
	IR -	10	14	16	9.2
	IR -	10	14	20	11.6
	IR -	12	15	12	5.8
12	IR -LR	12	15	12.5	6.1
	IR -	12	15	16	8
	IR -LR	12	15	16.5	8.1
	IR -LR	12	15	22.5	10.9
	□IR -	12	16	12	7.9

□带润滑油孔

■带润滑油孔，外径上没有引导倒角

1) 最大直径和最小直径的数学平均值

轴径 Shaft Diameter	代号 Designation	外形尺寸 Boundary Dimensions			重量 Mass 近似 Approx
		d	F	B	
mm		mm			g
12	IR -	12	16	13	8.7
	■IR -	12	16	14	9.5
	IR -	12	16	16	10.9
	IR -	12	16	20	13.5
	IR -	12	16	22	14.9
	IR -	14	17	17	10
14	- LR	15	18	12.5	7.2
	IR -	15	18	16	9.6
	IR LR	15	18	16.5	9.9
	IR -	15	19	16	12.8
	IR -	15	19	20	16.4
	□IR -	15	20	12	12.1
15	IR -	15	20	13	13.5
	■IR -	15	20	14	14.7
	IR -	15	20	23	24.4
	IR -	17	20	16	10.7
	IR LR	17	20	16.5	11.1
	IR -	17	20	20	13.5
17	IR LR	17	20	20.5	13.8
	IR LR	17	20	30.5	20.6
	IR -	17	21	16	14.3
	IR -	17	21	20	18
	IR -	17	22	13	14.9
	■IR -	17	22	14	16.4
20	IR -	17	22	16	18.7
	IR -	17	22	23	27.1
	IR -	17	24	20	33.6
	IR -	20	24	16	16.5
	IR -	20	24	20	21.3
	LR	20	25	12.5	16.3
20	□IR -	20	25	16	21.1
	LR	20	25	16.5	21.7
	IR -	20	25	17	22.4
	■IR -	20	25	18	24.3

轴径 Shaft Diameter	代号 Designation	外形尺寸 Boundary Dimensions			重量 Mass 近似 Approx
		d	F	B	
mm		mm			g
20	IR -	20	25	20	27.5
	IR -LR	20	25	20.5	28.2
	IR -LR	20	25	26.5	36.1
	IR -	20	25	30	40.9
	IR -	20	25	38.5	52.5
	IR -	20	28	20	45.2
22	IR -	22	26	16	17.5
	IR -	22	26	20	23.2
	IR -	22	28	17	29.8
	IR -	22	28	20	35
	IR -LR	22	28	20.5	36
	IR -	22	28	30	54.4
25	IR -	22	28	30	54.4
	IR -	25	29	20	25.5
	IR -	25	29	30	39.3
	-LR	25	30	12.5	20
	□IR -	25	30	16	26
	-IR	25	30	16.5	26.7
25	IR -	25	30	17	27.5
	■IR -	25	30	18	29.8
	IR -	25	30	20	32.6
	IR -LR	25	30	20.5	33.5
	IR -LR	25	30	26.5	43.3
	IR -	25	30	30	50.1
28	IR -	25	30	32	53
	IR -LR	25	30	38.5	63.8
	IR -	25	32	22	51.7
	IR -	28	32	17	24.5
	IR -	28	32	20	28.4
	IR -	28	32	30	43.8
29	IR -	29	32	13	14.8
	-IR	30	35	12.5	23.3
	IR -	30	35	13	25
	IR -	30	35	16	30.8
	-IR	30	35	16.5	31.4
	IR -	30	35	17	32.3
30	■IR -	30	35	18	35.3

□带润滑油孔

■带润滑油孔，外径上没有引导倒角

1) 最大直径和最小直径的数学平均值

轴径 Shaft Diameter	代号 Designation	外形尺寸 Boundary Dimensions			重量 Mass 近似 Approx
		d	F	B	
mm		mm			g
30	IR -	30	35	20	40
	IR -LR	30	35	20.5	40.7
	IR -	30	35	26	50.3
	IR -	30	35	30	58.9
	IR -	30	37	18	50
	IR -	30	37	22	60.8
32	□IR -	30	38	20	64.8
	IR -	32	37	20	42
	IR -	32	37	30	62.7
	IR -	32	40	20	68
	IR -	32	40	36	124
	IR -	33	37	13	21.9
33	-LR	35	40	12.5	27.2
	-LR	35	40	16.5	37.4
	IR -	35	40	17	38.8
	IR -	35	40	20	44.4
	IR LR	35	40	20.5	46.1
	IR -	35	40	30	67.9
35	□IR -	35	42	20	63.9
	IR -	35	42	20.5	66
	■IR -	35	42	21	67.7
	■IR -	35	42	23	74
	IR -	35	42	36	117
	IR -	35	43	22	82
38	IR -	35	43	20	48.1
	IR -	38	43	30	73.6
	-LR	40	45	16.5	41.4
	IR -	40	45	17	42.5
	IR -	40	45	20	50.5
	IR LR	40	45	20.5	52.5
40	IR -	40	45	30	77.1
	IR -	40	48	22	92.3
	■IR -	40	48	23	97.3
	IR -	40	48	40	170
	□IR -	40	50	20	106

可提供IR内圈、LR内圈、英制系列或特殊尺寸内圈、带油孔内圈，内圈的尺寸公差和几何精度符合现行标准，两种内圈都经过热处理。

IR inner ring, LR inner ring, BS standard series, special size inner ring, with-oil-hole inner ring are all available. The size tolerance and the gemometric accuracy are in compliance with the existing standards, the two kinds of inner rings are both heat-treated.

IR LR

轴径 Shaft Diameter	代号 Designation	外形尺寸 Boundary Dimensions			重量 Mass 近似 Approx
		d	F	B	
		mm			
40	IR -	40	50	22	118
42	IR -	42	47	20	53.5
	-LR	42	47	30	81
45	IR -	45	50	20.5	58.8
	IR LR	45	50	25	71.1
	IR -	45	50	25.5	73.7
	IR -	45	50	35	101
	IR -	45	52	22	89
	■IR -	45	52	23	93
	IR -	45	52	40	164
	IR -	45	55	20	117
	□IR -	45	55	22	130
	□IR -LR	50	55	20	62.6
50	IR -	50	55	20.5	64.1
	IR -	50	55	25	77.8
	IR -	50	55	35	112
	IR -	50	58	22	115
	■IR -	50	58	23	119
	IR -	50	58	40	209
	□IR -	50	60	20	129
	IR -	50	60	25	163
	IR -	50	60	28	183
	IR -	55	60	25	86
55	IR -	55	60	35	121
	IR -	55	63	25	141
	IR -	55	63	45	256
	IR -	55	65	25	198
	IR -	60	68	25	152
60	IR -	60	68	35	213
	IR -	60	68	45	275
	IR -	60	70	25	195
	IR -	60	70	28	216
65	IR -	65	72	25	142
	IR -	65	72	45	259
	IR -	65	73	25	164
	IR -	65	73	35	232
	IR -	65	75	28	230
70	IR -	70	80	25	224

轴径 Shaft Diameter	代号 Designation	外形尺寸 Boundary Dimensions			重量 Mass 近似 Approx
		d	F	B	g
		mm			
70	IR -	70	80	30	267
	IR -	70	80	35	313
	IR -	70	80	54	487
	IR -	70	80	56	506
75	IR -	75	85	25	238
	IR -	75	85	30	287
	IR -	75	85	35	336
	IR -	75	85	54	520
80	IR -	80	90	25	254
	IR -	80	90	30	304
	IR -	80	90	35	355
	IR -	80	90	54	550
85	IR -	85	95	26	280
	IR -	85	95	36	390
	IR -	85	100	35	580
	IR -	85	100	63	1050
90	IR -	90	100	26	294
	IR -	90	100	30	340
	IR -	90	100	36	406
	IR -	90	105	35	610
95	IR -	90	105	63	1110
	IR -	95	105	26	313
	IR -	95	105	36	430
	IR -	95	110	35	643
100	IR -	95	110	63	1170
	IR -	100	110	30	370
	IR -	100	110	40	505
	IR -	100	115	40	775
110	IR -	110	120	30	409
	IR -	100	125	40	540
120	IR -	120	130	30	442
	IR -	120	135	45	1000
130	IR -	130	145	35	855
	IR -	130	150	50	1690
140	IR -	140	155	35	917
	IR -	140	160	50	1800
150	IR -	150	165	40	1120
160	IR -	160	175	40	1200

□带润滑油孔 ■带润滑油孔，外径上没有引导倒角 1) 最大直径和最小直径的数学平均值

向心滚针和保持架组件

Radial Needle Roller and Cage Assemblies

K, KK系列



向心滚针和保持架组件
Radial Needle Roller
and Cage Assemblies
K, KK系列

KKK

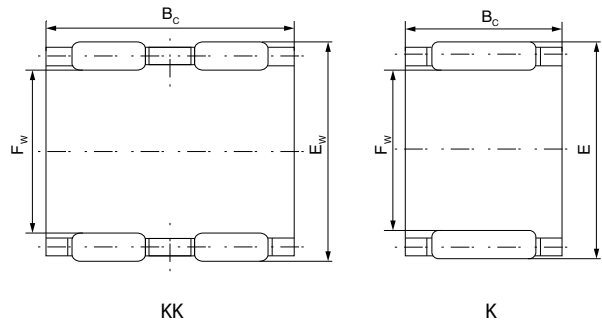
轴径 Shaft Diameter	轴承型号 Bearing Designation	重量 Mass	外形尺寸 Boundary Dimensions			基本额定负荷 Basic Load Rating		极限转速 Limiting Speed
						动负荷 Dynamic	静负荷 Static	
	K, KK	(g)	F _w	E _w	B _c	Cr(N)	Cor(N)	油润滑 Oil
5	K5×8×8TN	0.7	5	8	8	2100	1800	33000
	K5×8×10TN	0.9	5	8	10	2700	2400	33000
6	K6×9×8TN	0.8	6	9	8	2500	2100	32000
	K6×9×10TN	1	6	9	10	3200	2800	32000
7	K6×10×13TN	1.3	6	10	13	3500	2800	31000
	K7×10×8TN	0.9	7	10	8	2600	2400	29000
8	K7×10×10TN	1.1	7	10	10	3300	3300	29000
	K8×11×10TN	1.7	8	11	10	3600	3700	27000
9	K8×11×13TN	1.8	8	11	13	4600	5200	27000
	K8×12×10TN	1.3	8	12	10	4500	4500	27000
10	K9×12×10TN	1.5	9	12	10	4100	4500	26000
	K9×12×13TN	1.9	9	12	13	5300	6400	26000
12	K10×13×10TN	1.6	10	13	10	4500	4900	25000
	K10×13×13TN	2.1	10	13	13	5600	6900	25000
	K10×14×10TN	2.9	10	14	10	5500	5500	25000
	K10×14×13TN	4.3	10	14	13	6800	7500	25000
	K10×16×12TN	3.7	10	16	12	7300	6400	24000
14	K12×15×10TN	1.9	12	15	10	4500	5500	23000
	K12×15×13TN	2.4	12	15	13	5800	7700	23000
	K12×16×13TN	3.8	12	16	13	7200	8500	23000
	K12×17×13TN	4.4	12	17	13	8600	9400	22000
	K12×18×12TN	5	12	18	12	9000	8900	22000
15	K14×18×10	4.8	14	18	10	6400	7700	21000
	K14×18×13	6.3	14	18	13	7400	9100	21000
	K14×18×15	7.3	14	18	15	9400	12500	21000
	K14×18×17	8.1	14	18	17	9500	13000	21000
	K14×20×12	8.6	14	20	12	9400	9600	20000
16	K15×19×10	5.1	15	19	10	6800	8200	20000
	K15×19×13	7	15	19	13	7700	9800	20000
	K15×19×17	8.8	15	19	17	10200	14000	20000
	K15×20×13	8.9	15	20	13	8900	10300	20000
	K15×21×15	13	15	21	15	12900	14800	20000
17	K15×21×21	18.2	15	21	21	17500	21900	20000
	K16×20×10	5.8	16	20	10	7000	8900	20000
	K16×20×13	7.2	16	20	13	8000	10800	20000
	K16×20×17	9.2	16	20	17	10500	15100	20000

向心滚针和保持架组件
Radial Needle Roller
and Cage Assemblies
K, KK系列

KKK

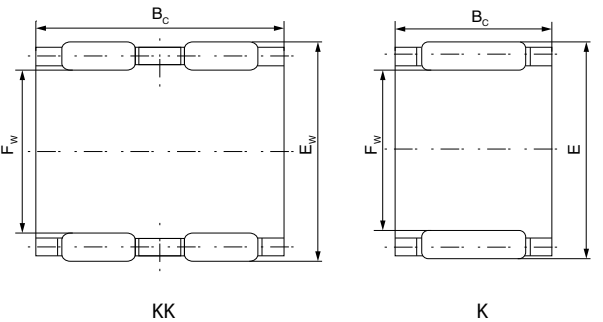
轴径 Shaft Diameter	轴承型号 Bearing Designation	重量 Mass	外形尺寸 Boundary Dimensions			基本额定负荷 Basic Load Rating		极限转速 Limiting Speed
						动负荷 Dynamic	静负荷 Static	
	K, KK	(g)	F _w	E _w	B _c	Cr(N)	Cor(N)	油润滑 Oil
16	K16×22×12	10.5	16	22	12	10400	11300	19500
	K16×22×13	12	16	22	13	11700	12500	19500
	K16×22×16	13.8	16	22	16	13400	15600	19500
	K16×22×20	16.8	16	22	20	16500	21000	19500
17	K16×24×20	25	16	24	20	19300	21200	19000
	K17×21×10	5.6	17	21	10	7300	9500	19500
	K17×21×13	7.5	17	21	13	9400	13000	19500
	K17×21×17	9.5	17	21	17	11000	16100	19500
18	K18×22×10	6.1	18	22	10	7700	10200	19000
	K18×22×13	7.7	18	22	13	9300	11400	19000
	K18×22×17	10.8	18	22	17	10900	16200	19000
	K18×24×12	11.8	18	24	12	10500	12500	19000
19	K18×24×13	12.6	18	24	13	11800	13800	19000
	K18×24×20	19	18	24	20	19000	25000	19000
	K18×25×22	24.3	18	25	22	20800	26000	19000
	K19×23×13	8.2	19	23	13	8600	12600	19000
	K19×23×17	11.2	19	23	17	11300	17300	19000
20	K20×24×10	6.5	20	24	12	8100	11400	18000
	K20×24×13	8.9	20	24	13	8800	12900	18000
	K20×24×17	11.2	20	24	17	11600	18400	18000
	K20×26×12	13.2	20	26	12	12100	14600	18000
	K20×26×13	14.3	20	26	16	13000	16100	18000
	K20×26×17	18.2	20	26	17	17500	23400	18000
	K20×26×20	22	20	26	20	19000	26000	18000
	K20×28×20	26.8	20	28	20	21500	25700	17000
	K20×28×25	36.3	20	28	25	27500	35000	17000
	K20×30×30	56	20	30	30	32000	37600	17000
21	K21×25×13	9	21	25	13	9100	13600	18500
	K21×25×17	12	21	25	17	12000	19400	18500
22	K22×26×10	8	22	26	10	8200	12500	18000
	K22×26×13	10	22	26	13	9300	14300	18000
	K22×26×17	12	22	26	17	12000	20500	18000
	K22×28×17	20	22	28	17	17500	25000	18000
	K22×29×16	22	22	29	16	18000	23000	17000
	K22×30×15 TN	14.4	22	30	15	18500	21100	17000
24	K24×28×10	8.1	24	28	10	31000	13300	17000

向心滚针和保持架组件
Radial Needle Roller
and Cage Assemblies
K, KK系列



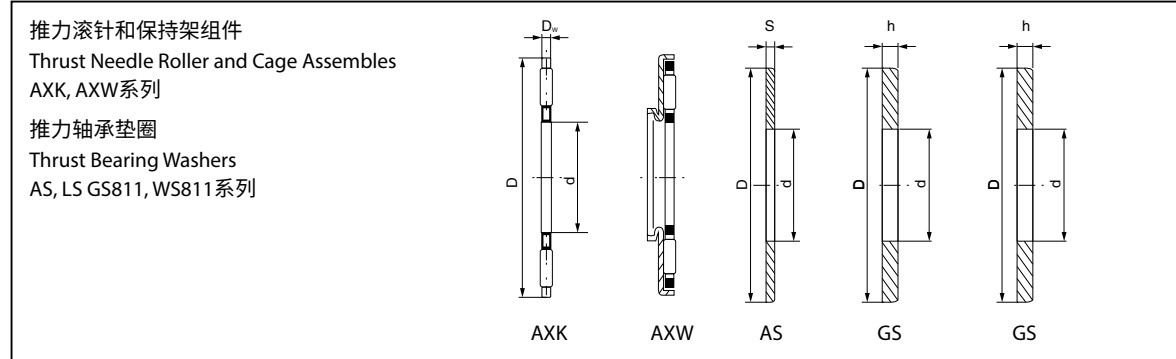
轴径 Shaft Diameter	轴承型号 Bearing Designation	重量 Mass	外形尺寸 Boundary Dimensions			基本额定负荷 Basic Load Rating		极限转速 Limiting Speed
						动负荷 Dynamic	静负荷 Static	
24	K, KK	(g)	F _w	E _w	B _c	Cr(N)	Cor(N)	油润滑 Oil
	K24×28×13	10.1	24	28	13	9900	15000	17000
	K24×28×17	13.2	24	28	17	13100	21200	17000
25	K25×29×10	8.3	25	29	10	8900	13100	15500
	K25×29×13	10.4	25	29	13	10200	15700	15500
	K25×29×17	13.7	25	29	17	13400	22100	15500
	K25×30×20	20.5	25	30	20	19500	34000	15500
	K25×31×17	21.8	25	31	17	17500	24000	15500
	K25×31×21	26.2	25	31	21	22200	35000	15500
	K25×32×16	24.5	25	32	16	19000	24000	14500
	K25×33×20	32	25	33	20	25700	35000	14500
	K25×33×24	38.7	25	33	24	31000	40000	15500
	K25×35×30	65.5	25	35	30	43000	53000	14000
26	K26×30×10	9	26	30	10	9100	13700	15500
	K26×30×13	11.4	26	30	13	10500	16300	15500
	K26×30×17	15	26	30	17	13700	13800	15500
	K26×30×17	15	26	30	17	13700	13800	15500
28	K28×33×13	15.2	28	33	13	13500	20600	14000
	K28×33×17	19.5	28	33	17	17700	28500	14000
	K28×33×27 TN	19	28	33	27	21000	35000	14000
	K28×34×17	24.2	28	34	17	19600	28500	14000
	K28×35×16	29	28	35	16	19400	25100	14000
	K28×35×18	31	28	35	18	20400	29000	14000
	K30×34×13	14.6	30	34	13	10500	18500	13000
	K30×35×13	16.3	30	35	13	14000	21700	13000
30	K30×35×17	21.3	30	35	17	16700	29000	13000
	K30×35×27	33.3	30	35	27	25900	50000	13000
	K30×37×16	26.4	30	37	16	19600	28500	13000
	K30×37×18	34	30	37	18	22100	32700	13000
	K30×40×30	78	30	40	30	41700	59000	13000
	K32×37×13	18.3	32	37	13	13200	21700	12000
	K32×37×17	22.4	32	37	17	17000	30200	12000
	K32×37×27	36.7	32	37	27	25500	51000	12000
32	K32×38×20	31	32	38	20	22500	38300	12000
	K32×39×16	36.7	32	39	16	20200	30200	12000
	K32×40×25	54	32	40	25	31900	49300	12000
	K32×40×36	73	32	40	36	51000	89000	12000
	KK32×40×42 TN	77.1	32	40	42	45000	78000	12000

向心滚针和保持架组件
Radial Needle Roller
and Cage Assemblies
K, KK系列



轴径 Shaft Diameter	轴承型号 Bearing Designation	重量 Mass	外形尺寸 Boundary Dimensions			基本额定负荷 Basic Load Rating		极限转速 Limiting Speed
						动负荷 Dynamic	静负荷 Static	
35	K, KK	(g)	F _w	E _w	B _c	Cr(N)	Cor(N)	油润滑 Oil
	K35×40×13	18.8	35	40	13	13800	25100	12000
	K35×40×17	25.3	35	40	17	18700	33000	12000
	K35×40×27 TN	23.4	35	40	27	22500	44000	11100
	K35×42×16	34	35	42	16	21500	35000	11100
	K35×42×18	39.2	35	42	18	24000	38000	11100
	K35×42×30	62.4	35	42	30	35000	62000	11100
37	K37×42×17	25.8	37	42	17	20100	39000	10800
38	K38×43×17	26.1	38	46	17	19000	34000	10800
	K38×46×20	46	38	46	20	32000	53000	10800
	K38×46×32	72.7	38	46	32	49000	89000	10800
40	K40×45×17	27.4	40	45	17	19000	38000	10800
	K40×45×27	46	40	45	27	30000	67000	10800
	K40×46×17	30	40	46	17	22000	41000	9900
	K40×47×18	45.2	40	47	18	25000	45000	9900
	K40×48×20	57.7	40	48	20	32000	55000	9900
	KK40×45×30	41	40	45	30	31000	62000	9900
42	K42×47×13	22.5	42	47	13	16000	30100	9900
	K42×47×17	31.2	42	47	17	19500	39000	9900
	K42×47×27	46.6	42	47	27	31000	68000	9900
	K42×50×20	54	42	50	20	32000	50000	9900
43	K43×48×17	29.3	43	48	17	20000	39000	9900
	K43×48×27	45.7	43	48	27	31000	68000	9900
	K43×50×18	48.5	43	50	18	28000	49000	9900
45	K45×50×17	25.5	45	50	17	21000	42000	9000
	K45×50×27	50	45	50	27	31000	72000	9000
	K45×52×18	51	45	52	18	30000	51000	9000
	K45×53×20	62.2	45	53	20	35000	60000	9000
	K45×53×28	78	45	53	28	48000	88000	9000
47	K47×52×17	32	47	52	17	21000	45000	9000
	K47×52×27	50.7	47	52	27	34000	75000	9000
50	K50×55×20	39.4	50	55	20	24000	54000	8600
	K50×55×30	59.4	50	55	30	35000	88000	8600
	K50×57×18	53.4	50	57	18	31500	56000	8100
	K50×58×20	65	50	58	20	32000	55000	8100
	K50×58×25	81	50	58	25	38000	73000	8100
52	K52×57×12	24	52	57	12	16000	34000	8100

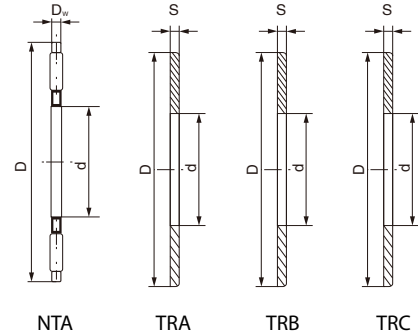
推力滚针和保持架组件
Thrust needle roller bearings and washers
推力轴承垫圈



轴径 Shaft Diameter	型号 Bearing Designation	重量 Mass	尺寸 Dimensions			垫圈厚度 Washer Thickness				基本额定负荷 Basic Load Rating		极限转 速 Limiting Speed
						AS	LS	GS811	1	动负荷 Dynamic	静负荷 Static	
			(g)	d	D	D _w	S	h		Cr(N)	Cor(N)	润滑油 Oil
4	AXK 0414TN	0.7	4	14	2	1	1			4380	7500	18000
5	AXK 0515TN	0.8	5	15	2	1	--	--	--	4680	9100	17000
6	AXK 0619TN	1	6	19	2	1	2.75	2.75	2.75	6740	15400	16000
8	AXK 0821TN	2	8	21	2	1	2.75	2.75	2.75	7750	19000	15000
10	AXK 1024	3	10	24	2	1	2.75	2.75	2.75	9150	24500	14000
12	AXK 1226	3	12	26	2	1	2.75	2.75	2.75	9860	28600	16000
15	AXK 1528	4	15	28	2	1	2.75	2.75	2.75	11200	35500	11000
17	AXK 1730	4	17	30	2	1	2.75	2.75	2.75	11800	38600	10000
20	AXK 2035	5	20	35	2	1	2.75	2.75	2.75	12900	45600	8500
25	AXK 2542	7	25	42	2	1	3	3	3	13800	57800	7000
30	AXK 3047	8	30	47	2	1	3	3	3	15600	69500	6000
35	AXK 3552	10	35	52	2	1	3.5	3.5	3.5	16900	80100	5500
40	AXK 4060	16	40	60	3	1	3.5	3.5	3.5	27500	113500	4700
45	AXK 4565	18	45	65	3	1	4	4	4	29050	127600	4300
50	AXK 5070	20	50	70	3	1	4	4	4	31500	13800	3900
55	AXK 5578	28	55	78	3	1	5	5	5	37400	185000	3500
60	AXK 6085	33	60	85	3	1	4.75	4.75	4.75	43900	232500	3200
65	AXK 6590	35	65	90	3	1	5.25	5.25	5.25	45800	254600	3000
70	AXK 7095	60	70	95	4	1	5.25	5.25	5.25	53600	254400	2900
75	AXK 75100	61	75	100	4	1	5.75	5.75	5.75	54500	264600	2700
80	AXK 80105	63	80	105	4	1	5.75	5.75	5.75	55600	278500	2600
85	AXK 85110	67	85	110	4	1	5.75	5.75	5.75	57500	28800	2400
90	AXK 90120	86	90	120	4	1	6.5	6.5	6.5	72500	401000	2300
100	AXK 100135	104	100	135	4	1	7	7	7	90500	559500	2000
110	AXK 110145	122	110	145	4	1	7	7	7	96500	617500	1900
120	AXK 120155	131	120	155	4	1	7	7	7	101500	679600	1700
130	AXK 130170	205	130	170	5	1	9	9	9	132400	838900	1600
140	AXK 140180	219	140	180	5	1	9.5	9.5	9.5	137200	899600	1500
150	AXK 150190	232	150	190	5	1	9.5	9.5	9.5	142800	959000	1400
160	AXK 160200	246	160	200	5	1	9.5	9.5	9.5	147600	1015000	1300

推力滚针和保持架组件
Thrust Needle Roller and Cage Assemblies
NTA系列

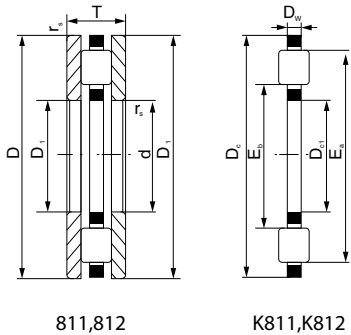
推力轴承垫圈
Thrust Bearing Washers
TRA, TRB, TRC系列



轴径 Shaft Diameter	型号 Bearing Designation	重量 Mass	尺寸 Dimensions			垫圈厚度 Washer Thickness						基本额定负荷 Basic Load Rating		极限转速 Limiting Speed
												动负荷 Dynamic	静负荷 Static	
		(g)	d	D	D _w	TRA	TRB	TRC	TRD	TRE	TRF	Cr(N)	Cor(N)	油润滑Oil
6.35	NTA411	2	6.35	17.46	1.984	0.80	1.60	2.40	--	--	--	4114	9163	28000
7.93	NTA512		7.93	19.05	1.984	0.80	1.60	--	--	--	--	4670	11164	25000
9.53	NTA613		9.53	20.64	1.984	0.80	1.60	2.40	--	--	--	4848	12188	23000
12.70	NTA815		12.70	23.81	1.984	0.80	1.60	2.40	--	--	--	5738	16280	19000
14.29	NTA916		14.29	25.40	1.984	0.80	1.60	2.40	--	--	--	6183	18281	18000
15.88	NTA1018	5	15.88	28.58	1.984	0.80	1.60	2.40	3.20	4.00	--	7072	22551	16000
19.05	NTA1220		19.05	31.75	1.984	0.80	1.60	2.40	3.20	4.00	--	7873	27088	14000
22.22	NTA1423		22.22	36.51	1.984	0.80	1.60	2.40	3.20	--	--	10453	40966	12000
22.22	NTA1427		22.22	42.86	1.984	--	1.60	2.40	3.20	--	--	15257	68944	10000
25.40	NTA1625		25.40	39.69	1.984	0.80	1.60	2.40	3.20	4.00	--	10764	43902	11000
28.58	NTA1828	18	28.58	44.45	1.984	0.80	1.60	2.40	3.20	--	--	13522	60938	9800
31.75	NTA2031		31.75	49.21	1.984	0.80	1.60	2.40	3.20	4.00	4.80	16413	80954	8800
34.93	NTA2233		34.93	52.39	1.984	0.80	1.60	2.40	3.20	4.00	4.80	17392	89405	8200
38.10	NTA2435		38.10	55.56	1.984	0.80	1.60	2.40	3.20	4.00	4.80	18904	102304	7700
44.45	NTA2840		44.45	63.50	1.984	0.80	1.60	2.40	3.20	4.00	4.80	20639	119651.2	6900
50.80	NTA3244		50.80	69.85	1.984	0.80	1.60	2.40	3.20	4.00	4.80	19571	115203.2	6200
53.98	NTA3446		53.98	73.03	1.984	0.80	1.60	2.40	3.20	--	--	19883	119651.2	5900
57.15	NTA3648		57.15	76.20	1.984	0.80	1.60	2.40	3.20	4.00	4.80	20194	123654.4	5700
57.15	NTA3650		57.15	79.38	3.175	--	--	--	--	--	--	32915	165134.4	5300
63.50	NTA4052		63.50	82.55	1.984	0.80	1.60	2.40	3.20	--	--	20772	132105.6	5200
69.85	NTA4458		69.85	92.08	3.175	0.80	1.60	2.40	3.20	4.00	4.80	41722	242416	4600
76.20	NTA4860		76.20	95.25	1.984	0.80	1.60	--	3.20	--	--	21973	149452.8	4500
82.55	NTA5266		82.55	104.78	3.175	0.80	--	--	3.20	--	--	44925	279779.2	4000
95.25	NTA6074		95.25	117.48	3.175	0.80	1.60	2.40	3.20	--	--	48928	326483.2	3500
104.78	NTA6681			104.78	128.59	3.175	0.80	--	2.40	3.20	--	4.80	55600	395427.2

推力圆柱滚针轴承
Thrust cylindrical Roller Bearings
811,812系列

推力轴承垫圈
Thrust Bearing Washers
LS, GS, WS系列



轴径 Shaft Diameter	成套轴承 Whole set Bearing	重量 Mass	推力圆柱滚子 和保持架组件 Trust cylindrical roller and cage assembl	质量 Mass	轴承垫圈 Bearing washer	座圈 Housing washer	轴圈 Shaft washer	重量 Mass
	811,812	(g)	K811,K812	(g)	LS	GS	WS	(g)
15	81102TN	24	K81102TN	6	LS1528	GS81102	WS81102	8
17	81103TN	27	K81103TN	9	LS1730	GS81103	WS81103	9
20	81104TN	37	K81104TN	13	LS2035	GS81104	WS81104	12
25	81105TN	53	K81105TN	15	LS2542	GS81105	WS81105	19
30	81106TN	57	K81106TN	17	LS3047	GS81106	WS81106	20
30	81206TN	123	K81206TN	33	--	GS81206	WS81206	45
35	81107TN	73	K81107TN	19	LS3552	GS81107	WS81107	27
35	81207TN	195	K81207TN	43	--	GS81207	WS81207	76
40	81108TN	105	K81108TN	31	LS4060	GS81108	WS81108	37
40	81208TN	249	K81208TN	81	--	GS81208	WS81208	84
45	81109TN	130	K81109TN	35	LS4565	GS81109	WS81109	47
45	81209TN	287	K81209TN	85	--	GS81209	WS81209	101
50	81110TN	140	K81110TN	38	LS5070	GS81110	WS81110	51
50	81210TN	356	K81210TN	98	--	GS81210	WS81210	129
55	81111TN	218	K81111TN	45	LS5578	GS81111	WS81111	82
55	81211TN	568	K81211TN	466	--	GS81211	WS81211	201
60	81112TN	266	K81112TN	82	LS6085	GS81112	WS81112	92
60	81212TN	642	K81212TN	176	--	GS81212	WS81212	233
65	81113TN	310	K81113TN	90	LS6590	GS81113	WS81113	110
65	81213TN	721	K81213TN	185	--	GS81213	WS81213	268
70	81114TN	332	K81114TN	92	LS7095	GS81114	WS81114	120
70	81214TN	768	K81214TN	212	--	GS81214	WS81214	278
75	81115TN	393	K81115TN	96	LS75100	GS81115	WS81115	136
75	81215TN	800	K81215TN	195	--	GS81215	WS81215	293
80	81116TN	400	K81116TN	95	LS80105	GS81116	WS81116	144
80	81216TN	900	K81216TN	234	--	GS81216	WS81216	333
85	81117TN	420	K81117TN	118	LS85110	GS81117	WS81117	151
85	81217TN	1260	K81217TN	280	--	GS81217	WS81217	490
90	81118TN	620	K81118TN	150	LS90120	GS81118	WS81118	225
90	81218TN	1770	K81218TN	542	--	GS81218	WS81218	614
100	81120TN	950	K81120TN	250	LS100135	GS81120	WS81120	350
100	81220TN	2200	K81220TN	600	--	GS81220	WS81220	800

注：TN=塑料保持架，允许工作温度：120℃连续地，150℃临时地，180℃短期地。

1) 如果需要可供应较大的尺寸。

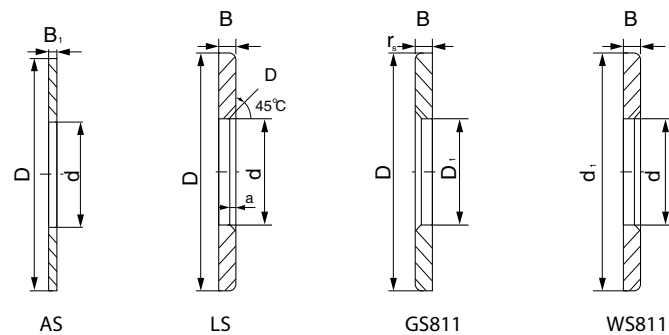
2) 油润滑的极限转速，油须充分冷却，脂润滑允许值为表中所列数值的25%。在适当的散热情况下，能获得较高的值。

TN=The allowable working temperature for plastic cage: 120℃(continuously), 150℃(temporarily), 180℃(for a shorttime).

1)You may be supplied with bigger sizes of bearings if needed.

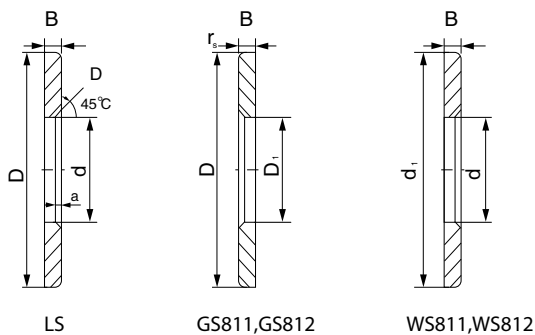
2)Bearings lubricated by oil running under limited speed should be cooled, if lubricated by grease the allowable sped will be 25% of the ualue listed, if will get a higher value when the heat-sinking condition is good.

推力轴承垫圈
Thrust Bearing Washers



尺寸 Dimensions							基本额定负荷 Basic Load Rating		极限转速 Limiting Speed
							动负荷 Dynamic	静负荷 Static	
D _{C1} d	D ₁	D _C D	d1	D _w	B1	B	Cr(N)	Cor(N)	油润滑Oil Oil
4	--	14	--	2	1	--	4300	7800	17500
5	--	15	--	2	1	--	4500	8900	15000
6	--	19	--	2	1	2.75	6500	14500	14000
8	--	21	--	2	1	2.75	7500	16500	13500
10	--	24	--	2	1	2.75	9000	23000	13000
12	--	26	--	2	1	2.75	9500	25000	12500
15	16	28	28	2	1	2.75	11000	34000	10000
17	18	30	30	2	1	2.75	11500	35000	9500
20	21	35	35	2	1	2.75	12500	45000	7800
25	26	42	42	2	1	3	13000	55000	6500
30	32	47	47	2	1	3	15000	65000	5500
35	37	52	52	2	1	3.5	15500	80000	4800
40	42	60	60	3	1	3.5	25000	110000	4200
45	47	65	65	3	1	4	28000	110000	3900
50	52	70	70	3	1	4	32000	120000	3500
55	57	78	78	3	1	5	35000	150000	3100
60	62	85	85	3	1	4.75	42000	220000	3000
65	67	90	90	3	1	5.25	45000	230000	2800
70	72	95	95	4	1	5.25	52000	230000	2600
75	77	100	100	4	1	5.25	52000	240000	2400
80	82	105	105	4	1	5.25	55000	250000	2300
85	87	110	110	4	1	5.25	56000	260000	2200
90	92	120	120	4	1	6.5	72000	380000	2100
100	102	135	135	4	1	7	90000	550000	1900

推力轴承垫圈
Thrust Bearing Washers



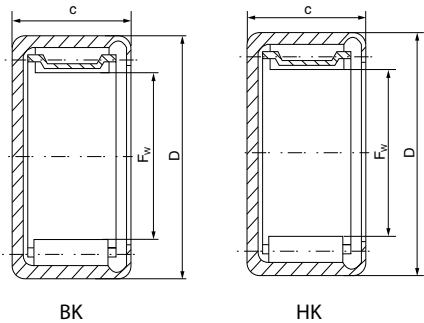
尺寸 Dimensions							基本额定负荷 Basic Load Rating		极限转速 Limiting Speed
							动负荷 Dynamic	静负荷 Static	
D _{C1} d	D ₁	D _C D	d1	D _w	B1	B	Cr(N)	Cor(N)	油润滑Oil Oil
15	16	28	28	9	3.5	2.75	12500	26000	10000
17	18	30	30	9	3.5	2.75	13500	31000	9200
20	21	35	35	10	4.5	2.75	23000	51000	7800
25	26	42	42	11	5	3	32000	75000	6500
30	32	47	47	11	5	3	35000	85000	5400
30	32	52	52	16	7.5	4.25	62000	140000	5400
35	37	52	52	12	5	3.5	35000	100000	5000
35	37	62	62	18	7.5	5.25	75000	175000	4600
40	42	60	60	13	6	3.5	54000	140000	4500
40	42	68	68	19	9	5	105000	250000	4000
45	47	65	65	14	6	4	55000	150000	4000
45	47	73	73	20	9	5.5	100000	250000	3800
50	52	70	70	14	6	4	58000	165000	3800
50	52	78	78	22	9	6.5	110000	310000	3500
55	57	78	78	16	6	5	85000	280000	3500
55	57	90	90	25	11	7	145000	380000	3100
60	62	85	85	17	7.5	4.75	100000	310000	3100
60	62	95	95	26	11	7.5	165000	450000	3000
65	67	90	90	18	7.5	5.25	105000	320000	3000
65	67	100	100	27	11	8	150000	480000	2600
70	72	95	95	18	7.5	5.25	110000	355000	2600
70	72	105	105	27	11	8	165000	540000	2500
75	77	100	100	19	7.5	5.75	100000	320000	2500
75	77	110	110	27	11	8	155000	480000	2300
80	82	105	105	19	7.5	5.75	104000	345000	2300
80	82	115	115	28	11	8.5	200000	620000	2100
85	87	110	110	19	7.5	5.75	110000	375000	2200
85	88	125	125	31	12	9.5	215000	650000	2100
90	92	120	120	22	9	6.5	14000	450000	2100
90	93	135	135	35	14	10.5	28000	870000	1900
100	102	135	135	25	11	7	195000	640000	1800
100	103	150	150	38	15	11.5	28000	830000	1700

冲压外圈
Drawn cup bearings



穿孔型冲压外圈滚针轴承
Drawn Cup Caged Needle Roller Bearings
With Open End
HK 系列

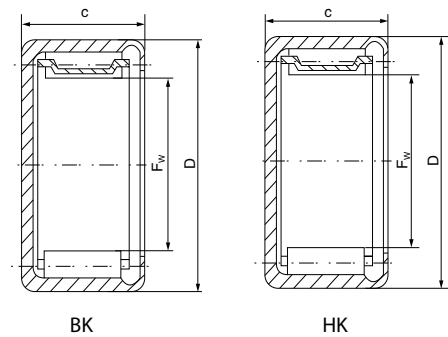
封口型冲压外圈滚针轴承
Drawn Cup Caged Needle Roller Bearings
With Closed End
BK 系列



轴径 Shaft Diameter	轴承型号 Bearing Designation				重量 Mass		外形尺寸 Boundary Dimensions			基本额定负荷 Basic Load Rating		极限转速 Limiting Speed
	HK	Original	BK	Original	HK	BK	F _w	D	C	动负荷 Dynamic	静负荷 Static	
3	HK0306TN	--	--	--	1.0	--	3	6.5	6	1127	586	30000
	HK0408TN	37941/4	BK0408	35941/4	1.4	1.6	4	8	8	1500	1200	30000
4	HK0409TN	47941/4	BK0409	45941/4	1.6	1.8	4	8	9	1800	1400	30000
	HK0508TN	37941/5	BK0508	35941/5	1.7	1.9	5	9	8	1900	1600	27000
5	HK0509TN	47941/5	BK0509	45941/5	1.9	2.1	5	9	9	2300	2000	27000
	HK0608TN	37941/6	BK0608	35941/6	1.9	2.2	6	10	8	2100	1900	25000
6	HK0609TN	47941/6	BK0609	45941/6	2.1	2.4	6	10	9	2500	2400	25000
	HK0610TN	57941/6	BK0610	55941/6	2.4	2.7	6	10	10	2900	2900	25000
7	HK0708	37941/7	BK0708	35941/7	2.1	2.5	7	11	8	2300	2200	25000
	HK0709	47941/7	BK0709	45941/7	2.4	2.8	7	11	9	2700	2700	23000
8	HK0710	57941/7	BK0710	55941/7	2.7	3.1	7	11	10	3100	3300	23000
	HK0712	67941/7	BK0712	65941/7	3.3	3.7	7	11	12	3900	4300	23000
8	HK0808	37941/8	BK0808	35941/8	2.4	2.9	8	12	8	2400	2400	20000
	HK0809	47941/8	BK0809	45941/8	2.7	3.2	8	12	9	2900	3100	20000
9	HK0810	57941/8	BK0810	55941/8	2.9	3.4	8	12	10	3300	3700	20000
	HK0812	67941/8	BK0812	65941/8	3.6	4.1	8	12	12	4200	4900	18000
9	HK0908	37941/9	BK0908	35941/9	2.7	3.3	9	13	8	2700	2900	18000
	HK0909	47941/9	BK0909	45941/9	2.9	3.5	9	13	9	3300	3700	18000
10	HK0910	57941/9	BK0910	55941/9	3.3	3.9	9	13	10	3700	4400	18000
	HK0912	67941/9	BK0912	65941/9	4.1	4.7	9	13	12	4700	5900	18000
10	HK0914	77941/9	BK0914	75941/9	4.9	5.5	9	13	14	5600	7400	18000
	HK1008	37941/10	BK1008	35941/10	2.9	3.6	10	14	8	2900	3200	16000
12	HK1009	47941/10	BK1009	45941/10	3.1	3.8	10	14	9	3400	4000	16000
	HK1010	57941/10	BK1010	55941/10	3.6	4.3	10	14	10	3900	4800	16000
12	HK1012	67941/10	BK1012	65941/10	4.9	5.1	10	14	12	4900	6400	16000
	HK1014	77941/10	BK1014	75941/10	5.3	6.0	10	14	14	5800	8000	16000
12	HK1208	37941/12	BK1208	35941/12	3.3	4.2	12	16	8	3100	3800	13000
	HK1209	47941/12	BK1209	45941/12	3.7	4.6	12	16	9	3700	4700	13000
14	HK1210	57941/12	BK1210	55941/12	4.1	5.0	12	16	10	4300	5600	13000
	HK1212	67941/12	BK1212	65941/12	5.1	6.0	12	16	12	5300	7500	13000
14	HK1214	77941/12	BK1214	75941/12	6.0	6.9	12	16	14	6300	9400	13000
	HK1410	27941/14	BK1410	25941/14	8.3	9.6	14	20	10	4900	5800	14000
14	HK1412	37941/14	BK1412	35941/14	10.1	11.4	14	20	12	6300	8100	14000
	HK1414	47941/14	BK1414	45941/14	12.0	13.3	14	20	14	7700	10400	14000
14	HK1416	57941/14	BK1416	55941/14	13.9	15.2	14	20	16	9000	12700	14000
	HK1418	67941/14	BK1418	65941/14	15.6	16.9	14	20	18	10200	15000	14000

穿孔型冲压外圈滚针轴承
Drawn Cup Caged Needle Roller Bearings
With Open End
HK 系列

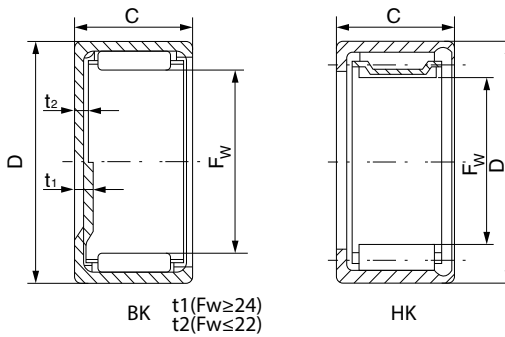
封口型冲压外圈滚针轴承
Drawn Cup Caged Needle Roller Bearings
With Closed End
BK 系列



轴径 Shaft Diameter	轴承型号 Bearing Designation				重量 Mass		外形尺寸 Boundary Dimensions			基本额定负荷 Basic Load Rating		极限转速 Limiting Speed
										动负荷 Dynamic	静负荷 Static	
	HK	Original	BK	Original	HK	BK	F _w	D	C	Cr(N)	Cor(N)	润滑油 Oil
14	HK1420	77941/14	BK1420	75941/14	8.3	9.6	14	20	20	11400	17300	14000
15	HK1510	27941/15	BK1510	25941/15	8.7	10.2	15	21	10	5100	6200	12000
	HK1512	37941/15	BK1512	35941/15	10.7	12.2	15	21	12	6600	8700	12000
	HK1514	47941/15	BK1514	45941/15	12.7	14.2	15	21	14	8000	11200	12000
	HK1516	57941/15	BK1516	55941/15	14.5	16.0	15	21	16	9400	13700	12000
	HK1518	67941/15	BK1518	65941/15	16.5	18.5	15	21	18	10700	16200	12000
	HK1520	77941/15	BK1520	75941/15	18.5	20.0	15	21	20	11900	18600	12000
16	HK1610	27941/16	BK1610	25941/16	9.0	10.6	16	22	10	5300	6600	11000
	HK1612	37941/16	BK1612	35941/16	11.0	12.6	16	22	12	6800	9300	12000
	HK1614	47941/16	BK1614	45941/16	13.0	14.6	16	22	14	8300	12000	12000
	HK1616	57941/16	BK1616	55941/16	15.1	16.7	16	22	16	9700	14600	12200
	HK1618	67941/16	BK1618	65941/16	17.2	18.8	16	22	18	11100	17300	13000
	HK1620	77941/16	BK1620	75941/16	19.2	20.8	16	22	20	12400	19900	13500
17	HK1710	27941/17	BK1710	25941/17	9.3	11.1	17	23	10	5500	7100	10500
	HK1712	37941/17	BK1712	35941/17	11.5	13.3	17	23	12	7100	9900	10500
	HK1714	47941/17	BK1714	45941/17	13.7	15.5	17	23	14	8600	12800	10500
	HK1716	57941/17	BK1716	55941/17	15.9	17.7	17	23	16	10100	15600	11000
	HK1718	67941/17	BK1718	65941/17	18.1	19.9	17	23	18	11500	18400	11000
	HK1720	77941/17	BK1720	75941/17	20.5	22.3	17	23	20	13400	22400	11000
18	HK1810	27941/18	BK1810	25941/18	9.9	11.9	18	24	10	5600	7500	9000
	HK1812	37941/18	BK1812	35941/18	12.1	14.1	18	24	12	7300	10500	9500
	HK1814	47941/18	BK1814	45941/18	14.5	16.5	18	24	14	8900	13500	10000
	HK1816	57941/18	BK1816	55941/18	16.7	18.9	18	24	16	10400	16600	10000
	HK1818	67941/18	BK1818	65941/18	19.0	21.0	18	24	18	11900	19600	10050
	HK1820	77941/18	BK1820	75941/18	21.2	23.2	20	26	20	13300	22600	10050
20	HK2010	27941/20	BK2010	25941/20	10.8	13.3	20	26	10	6000	8400	10000
	HK2012	37941/20	BK2012	35941/20	13.3	15.7	20	26	12	7800	11800	10000
	HK2014	47941/20	BK2014	45941/20	15.7	18.2	20	26	14	9500	15100	10000
	HK2016	57941/20	BK2016	55941/20	18.2	20.7	20	26	16	11100	18500	10000
	HK2018	67941/20	BK2018	65941/20	20.8	23.3	20	26	18	12600	21800	10000
	HK2020	77941/20	BK2020	75941/20	23.3	25.8	20	26	20	14100	25200	10400
22	HK2210	27941/22	BK2210	25941/22	11.7	14.7	22	28	10	6300	9300	9400
	HK2212	37941/22	BK2212	35941/22	14.4	17.4	22	28	12	8200	11300	9400
	HK2214	47941/22	BK2214	45941/22	17.2	20.2	22	28	14	10000	16700	9600
	HK2216	57941/22	BK2216	55941/22	19.9	22.9	22	28	16	11700	20400	9600

穿孔型冲压外圈滚针轴承
Drawn Cup Caged Needle Roller Bearings
With Open End
HK 系列

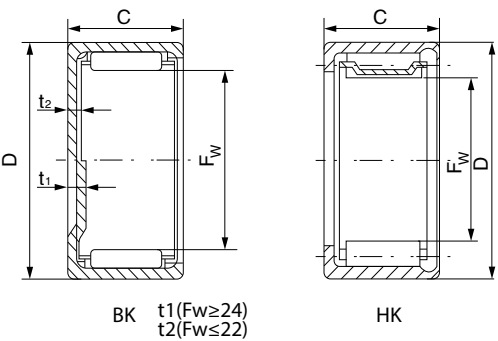
封口型冲压外圈滚针轴承
Drawn Cup Caged Needle Roller Bearings
With Closed End
BK 系列



轴径 Shaft Diameter	轴承型号 Bearing Designation				重量 Mass		外形尺寸 Boundary Dimensions			基本额定负荷 Basic Load Rating		极限转速 Limiting Speed
										动负荷 Dynamic	静负荷 Static	
	HK	Original	BK	Original	HK	BK	F _w	D	C	Cr(N)	Cor(N)	润滑油 Oil
22	HK2218	67941/22	BK2218	65941/22	22.5	25.5	22	28	18	13300	24100	9600
	HK2220	77941/22	BK2220	55941/22	25.3	28.3	22	28	20	14900	27800	9600
25	HK2512	27941/25	BK2512	25941/25	18.3	22.2	25	32	12	9100	13200	8800
	HK2514	37941/25	BK2514	35941/25	21.9	25.8	25	32	14	11400	17600	8800
	HK2516	47941/25	BK2516	45941/25	25.2	29.1	25	32	16	13500	22000	8800
	HK2518	57941/25	BK2518	55941/25	28.8	32.7	25	32	18	15600	26400	8800
	HK2520	67941/25	BK2520	65941/25	32.3	36.2	25	32	20	17600	30800	8800
	HK2524	77941/25	BK2524	55941/25	39.3	43.2	25	32	24	21300	39600	8800
28	HK2812	27941/28	BK2812	25941/28	20.0	24.9	28	35	12	9500	14500	8000
	HK2814	37941/28	BK2814	35941/28	24.0	28.9	28	35	14	11900	19400	8000
	HK2816	47941/28	BK2816	45941/28	27.6	22.5	28	35	16	14200	24200	8000
	HK2818	57941/28	BK2818	55941/28	31.7	36.6	28	35	18	16300	29100	8000
	HK2820	67941/28	BK2820	65941/28	35.5	40.4	28	35	20	18400	33900	8000
	HK2824	77941/28	BK2824	55941/28	43.2	48.1	28	35	24	22400	43600	8000
30	HK3012	27941/30	BK3012	25941/30	21.4	27.0	30	37	12	10000	15800	6800
	HK3014	37941/30	BK3014	35941/30	25.5	31.1	30	37	14	12500	21100	6800
	HK3016	47941/30	BK3016	45941/30	29.6	35.2	30	37	16	14900	26400	6800
	HK3018	57941/30	BK3018	55941/30	33.6	39.2	30	37	18	17100	31700	6800
	HK3020	67941/30	BK3020	65941/30	37.9	33.5	30	37	20	19300	37000	6800
	HK3024	77941/30	BK3024	55941/30	46.0	51.6	30	37	24	23500	47500	6800
32	HK3212	27941/32	BK3212	25941/32	22.7	29.1	32	39	12	10500	17100	6400
	HK3214	37941/32	BK3214	35941/32	27.2	33.6	32	39	14	13100	22900	6400
	HK3216	47941/32	BK3216	45941/32	31.3	37.7	32	39	16	15600	28600	6400
	HK3218	57941/32	BK3218	55941/32	35.8	42.2	32	39	18	17900	34300	6400
	HK3220	67941/32	BK3220	65941/32	40.4	46.8	32	39	20	20200	40000	6400
	HK3224	77941/32	BK3224	55941/32	49.0	55.4	32	39	24	24600	51400	6400
35	HK3512	27941/35	BK3512	25941/35	24.5	32.1	35	42	12	10800	18500	6000
	HK3514	37941/35	BK3514	35941/35	29.3	36.9	35	42	14	13600	24600	6000
	HK3516	47941/35	BK3516	45941/35	33.9	41.5	35	42	16	16100	30800	6000
	HK3518	57941/35	BK3518	55941/35	38.7	46.3	35	42	18	18600	37000	6000
	HK3520	67941/35	BK3520	65941/35	43.5	51.1	35	42	20	21000	43100	6000
	HK3524	77941/35	BK3524	55941/35	52.8	60.4	35	42	24	25500	55400	6000
38	HK3812	27941/38	BK3812	25941/38	26.4	35.3	38	45	12	11200	19800	5600
	HK3814	37941/38	BK3814	35941/38	31.5	40.4	38	45	14	14000	26400	5600
	HK3816	47941/38	BK3816	45941/38	36.4	35.3	38	45	16	16700	33000	5600

穿孔型冲压外圈滚针轴承
Drawn Cup Caged Needle Roller Bearings
With Open End
HK 系列

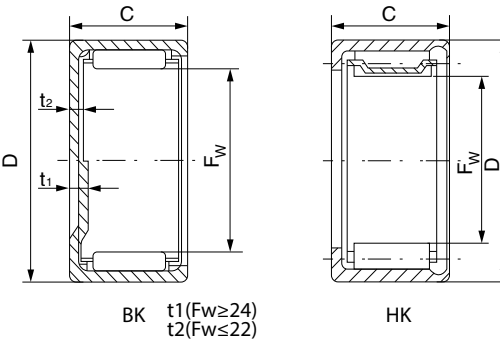
封口型冲压外圈滚针轴承
Drawn Cup Caged Needle Roller Bearings
With Closed End
BK 系列



轴径 Shaft Diameter	轴承型号 Bearing Designation				重量 Mass		外形尺寸 Boundary Dimensions			基本额定负荷 Basic Load Rating		极限转速 Limiting Speed
										动负荷 Dynamic	静负荷 Static	
	HK	Original	BK	Original	HK	BK	F _w	D	C	Cr(N)	Cor(N)	油润滑 Oil
38	HK3820	67941/38	BK3820	65941/38	46.7	55.6	38	45	20	21700	46200	5600
	HK3824	77941/38	BK3824	55941/38	56.7	65.6	38	45	24	26300	59400	5600
40	HK4012	27941/40	BK4012	25941/40	27.6	37.5	40	47	12	11600	21100	5200
	HK4014	37941/40	BK4014	35941/40	33.1	43.0	40	47	14	14500	28200	5200
	HK4016	47941/40	BK4016	45941/40	38.1	48.0	40	47	16	17300	35200	5200
	HK4018	57941/40	BK4018	55941/40	43.7	53.6	40	47	18	19900	42200	5200
	HK4020	67941/40	BK4020	65941/40	49.1	58.9	40	47	20	22500	49300	5200
	HK4024	77941/40	BK4024	55941/40	59.6	69.5	40	47	24	27300	63400	5200
42	HK4212	27941/42	BK4212	25941/42	29.1	40.0	42	49	12	12000	22400	5000
	HK4214	37941/42	BK4214	35941/42	34.7	45.6	42	49	14	15000	29900	5000
	HK4216	47941/42	BK4216	45941/42	40.1	51.0	42	49	16	17900	37400	5000
	HK4218	57941/42	BK4218	55941/42	45.8	56.7	42	49	18	20600	44900	5000
	HK4220	67941/42	BK4220	65941/42	51.4	62.3	42	49	20	23200	52300	5000
	HK4224	77941/42	BK4224	55941/42	62.5	73.4	42	49	24	28200	67300	5000
45	HK4512	27941/45	BK4512	25941/45	30.8	43.3	45	52	12	12300	23800	4800
	HK4514	37941/45	BK4514	35941/45	36.8	49.3	45	52	14	15400	31700	4800
	HK4516	47941/45	BK4516	45941/45	42.5	55.5	45	52	16	18400	39600	4800
	HK4518	57941/45	BK4518	55941/45	48.6	61.1	45	52	18	21200	47500	4800
	HK4520	67941/45	BK4520	65941/45	54.7	67.2	45	52	20	23900	55400	4800
	HK4524	77941/45	BK4524	55941/45	66.4	78.9	45	52	24	29000	71300	4800
50	HK5016	37941/50	BK5016	35941/50	52.7	68.1	50	58	16	21300	43600	4500
	HK5018	47941/50	BK5018	45941/50	60.0	75.4	50	58	18	24600	52300	4500
	HK5020	57941/50	BK5020	55941/50	67.3	82.7	50	58	20	27700	61000	4500
	HK5024	67941/50	BK5024	65941/50	82.3	97.7	50	58	24	33700	78500	4500
55	HK5516	37941/55	BK5516	35941/55	57.3	76.0	55	63	16	22300	47600	3800
	HK5518	47941/55	BK5518	45941/55	65.3	84.0	55	63	18	25700	57100	3800
	HK5520	57941/55	BK5520	55941/55	73.3	92.0	55	63	20	28900	66600	3800
	HK5524	67941/55	BK5524	65941/55	89.6	108.3	55	63	24	35200	85600	3800
60	HK6016	37941/60	BK6016	35941/60	62.4	84.6	60	68	16	23600	52800	3500
	HK6018	47941/60	BK6018	45941/60	71.1	93.3	60	68	18	27200	63400	3500
	HK6020	57941/60	BK6020	55941/60	79.8	102.0	60	68	20	30600	73900	3500
	HK6024	67941/60	BK6024	65941/60	97.6	119.8	60	68	24	37300	95000	3500
65	HK6516	37941/65	BK6516	35941/65	67.1	92.8	65	73	16	24400	56800	3200
	HK6518	47941/65	BK6518	45941/65	76.5	102.2	65	73	18	28200	68100	3200
	HK6520	57941/65	BK6520	55941/65	85.5	111.2	65	73	20	31700	79500	3200

穿孔型冲压外圈滚针轴承
Drawn Cup Caged Needle Roller Bearings
With Open End
HK 系列

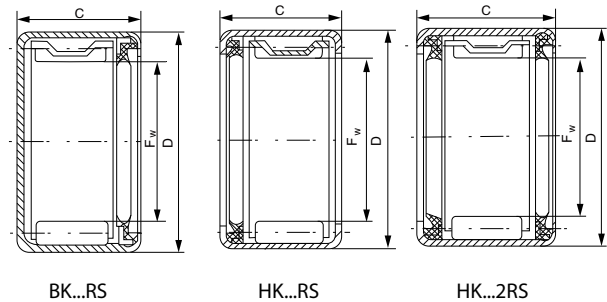
封口型冲压外圈滚针轴承
Drawn Cup Caged Needle Roller Bearings
With Closed End
BK 系列



轴径 Shaft Diameter	轴承型号 Bearing Designation				重量 Mass		外形尺寸 Boundary Dimensions			基本额定负荷 Basic Load Rating		极限转速 Limiting Speed
										动负荷 Dynamic	静负荷 Static	
	HK	Original	BK	Original	HK	BK	F _w	D	C	Cr(N)	Cor(N)	油润滑 Oil
65	HK	67941/65	BK6524	65941/65	105.0	131	65	73	24	38600	102200	3200
70	HK	37941/70	BK7016	35941/70	71.8	101.8	70	78	16	25300	60800	3000
	HK	47941/70	BK7018	45941/70	81.8	111.8	70	78	18	29100	72900	3000
	HK	57941/70	BK7020	55941/70	91.9	121.8	70	78	20	32800	85100	3000
	HK	67941/70	BK7024	64941/70	112.3	142.3	70	78	24	39900	109400	3000

穿孔型带密封冲压外圈滚针轴承
Drawn Cup Needle Roller Bearings
Open end, With seals
HK...RS, HK...2RS 系列

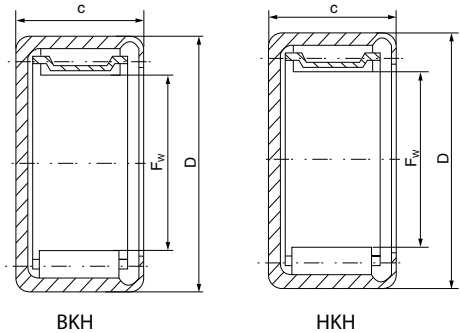
封口型带密封冲压外圈滚针轴承
Drawn Cup Caged Needle Roller Bearings
Closed end, With seals
BK...RS 系列



轴径 Shaft Diameter	轴承型号 Bearing Designation			重量 Mass			外形尺寸 Boundary Dimensions				基本额定负荷 Basic Load Rating		极限转速 Limiting Speed
											动负荷 Dynamic	静负荷 Static	
	HK...RS	HK...2RS	BK...RS	HK...RS	HK...2RS	BK...RS	F _w	D	C	C ₁	Cr(N)	Cor(N)	脂润滑 Greasc
8	HK0810 RS	HK08122RS	--	2.9	3.5	--	8	12	10	12	2500	2400	18000
10	HK1012 RS	HK10142RS	--	4.1	5.2	--	10	14	12	14	4200	5000	15000
12	HK1214 RS	HK12162RS	--	10.6	11.5	--	12	18	14	16	5500	6500	12000
14	HK1414 RS	HK14162RS	BK1414RS	12	14	14.1	14	20	14	16	7000	8000	10000
15	HK1514 RS	HK15162RS	BK1514RS	12.6	14.3	14.4	15	21	14	16	7500	9000	9500
	HK1518 RS	HK15202RS	--	16	18	--	15	21	18	20	10200	12000	9500
16	HK1614 RS	HK16162RS	BK1614RS	13.3	15.1	15.3	16	22	14	16	7500	8500	9500
	--	HK16202RS	--	--	16.8	--	16	22	--	20	10500	13000	9500
18	HK1814 RS	HK18162RS	--	15.1	17	--	18	24	14	16	8000	10500	9000
20	--	HK20162RS	--	--	18.8	--	20	26	--	16	8500	12000	8000
	HK2018 RS	HK20202RS	BK2018RS	21.4	23.5	24.4	20	26	18	20	12500	19000	8000
22	HK2214 RS	HK22162RS	--	18.3	20.3	--	22	28	14	16	9000	12500	7500
	HK2218 RS	HK22202RS	--	23.5	25.5	--	22	28	18	20	12500	20000	7500
25	--	HK25162RS	--	--	27.3	--	25	32	--	16	10000	14000	6500
	HK2518RS	HK25202RS	BK2518RS	31	33.1	35.3	25	32	18	20	14500	22000	6500
	--	HK25242RS	--	--	39.7	--	25	32	--	24	18500	31500	6500
	--	HK25302RS	--	--	47.3	--	25	32	--	30	25000	35500	6500
28	--	HK28203RS	--	--	36.9	--	28	35	--	20	15000	25500	5500
30	--	HK30162RS	--	--	28.5	--	30	37	--	16	12000	18000	5500
	HK3018RS	HK30202RS	--	36.6	39.1	--	30	37	18	20	15000	25000	5500
	--	HK30242RS	--	--	49.7	--	30	37	--	24	20000	37000	5500
35	--	HK35162RS	--	--	36.4	--	35	42	--	16	13000	20000	4500
	HK3518RS	HK35202RS	--	37.4	41.1	--	35	42	18	20	18500	33000	4500
40	--	HK40162RS	--	--	41.2	--	40	47	--	16	12000	22000	4000
	HK4018RS	HK40202RS	--	47.3	50.2	--	40	47	18	20	18000	35000	4000
45	HK4518RS	HK45202RS	--	54.2	57.4	--	45	52	18	20	21200	42000	3500
50	HK5022RS	HK50242RS	--	77.2	84	--	50	58	22	24	30000	62000	2800

穿孔型冲压外圈滚针轴承
Drawn Cup Caged Needle Roller Bearings
With Open End
HKH 系列

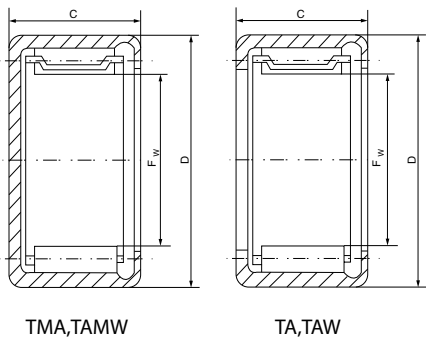
封口型冲压外圈滚针轴承
Drawn Cup Caged Needle Roller Bearings
With Closed End
BKH 系列



轴径 Shaft Diameter	轴承型号 Bearing Designation				重量 Mass		外形尺寸 Boundary Dimensions			基本额定负荷 Basic Load Rating		极限转速 Limiting Speed
										动负荷 Dynamic	静负荷 Static	
	HKH	Original	BKH	Original	HKH	BKH	F _w	D	C	Cr(N)	Cor(N)	脂润滑 Greasc
8	HKH0810	27942/8	BKH0810	25942/8	5.5	6.0	8	14	10	3400	3200	22000
	HKH0812	37942/8	BKH0812	35942/8	6.6	7.1	8	14	12	4400	4400	22000
	HKH0814	47942/8	BKH0814	45942/8	7.9	8.4	8	14	14	5400	5700	22000
9	HKH0910	27942/9	BKH0910	25942/9	5.9	6.5	9	15	10	3700	3600	21000
	HKH0912	37942/9	BKH0912	35942/9	7.2	7.8	9	15	12	4800	5000	21000
	HKH0914	47942/9	BKH0914	45942/9	8.4	9.0	9	15	14	5800	6500	21000
10	HKH0916	57942/9	BKH0916	55942/9	9.8	10.4	9	15	16	6800	7900	21000
	HKH1010	27942/10	BKH1010	25942/10	6.4	7.1	10	16	10	3900	4000	19000
	HKH1012	37942/10	BKH1012	35942/10	7.8	8.5	10	16	12	5100	5600	19000
	HKH1014	47942/10	BKH1014	45942/10	9.1	9.8	10	16	14	6200	7300	19000
	HKH1016	57942/10	BKH1016	55942/10	10.6	11.3	10	16	16	7300	8900	19000
12	HKH1210	27942/12	BKH1210	25942/12	7.3	8.2	12	18	10	4400	4900	17000
	HKH1212	37942/12	BKH1212	35942/12	9.0	9.9	12	18	12	5800	6900	17000
	HKH1214	47942/12	BKH1214	45942/12	10.6	11.5	12	18	14	7000	8800	17000
	HKH1216	57942/12	BKH1216	55942/12	12.2	13.1	12	18	16	8200	10800	17000
	HKH1218	67942/12	BKH1218	65942/12	13.8	14.7	12	18	18	9300	12700	17000
14	HKH1412	27942/14	BKH1412	25942/14	13.2	14.5	14	22	12	7000	7200	14000
	HKH1414	37942/14	BKH1414	35942/14	15.7	17.0	14	22	14	8800	9600	14000
	HKH1416	47942/14	BKH1416	45942/14	18.1	19.4	14	22	16	10500	12000	14000
	HKH1418	57942/14	BKH1418	55942/14	20.5	21.8	14	22	18	12100	14300	14000
	HKH1420	67942/14	BKH1420	65942/14	23.1	24.4	14	22	20	13600	16700	14000
15	HKH1512	27942/15	BKH1512	25942/15	13.9	25.4	15	23	12	7500	7900	13000
	HKH1514	37942/15	BKH1514	35942/15	16.6	18.1	15	23	14	9400	10600	13000
	HKH1516	47942/15	BKH1516	45942/15	19.3	20.8	15	23	16	11100	13200	13000
	HKH1518	57942/15	BKH1518	55942/15	21.8	23.3	15	23	18	12800	15800	13000
	HKH1520	67942/15	BKH1520	65942/15	24.4	25.9	15	23	20	14500	18500	13000
16	HKH1612	27942/16	BKH1612	25942/16	14.1	15.7	16	24	12	7500	9000	12500
	HKH1614	37942/16	BKH1614	35942/16	17.0	18.6	16	24	14	9400	10700	12500
	HKH1616	47942/16	BKH1616	45942/16	19.6	21.2	16	24	16	111000	13300	12500
	HKH1618	57942/16	BKH1618	55942/16	22.3	23.9	16	24	18	12800	16000	12500
	HKH1620	67942/16	BKH1620	65942/16	24.9	26.5	16	24	20	14500	18700	12500
17	HKH1712	27942/17	BKH1712	25942/17	14.9	16.7	17	25	12	7900	8800	12000
	HKH1714	37942/17	BKH1714	35942/17	17.8	19.6	17	25	14	9900	11700	12000
	HKH1716	47942/17	BKH1716	45942/17	20.7	22.5	17	25	16	11800	14600	12000
	HKH1718	57942/17	BKH1718	55942/17	23.5	25.3	17	25	18	13600	17500	12000

穿孔型冲压外圈滚针轴承
Drawn Cup Caged Needle Roller Bearings
With Open End
TA, TAW 系列

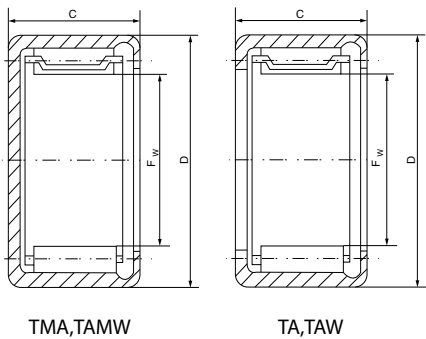
封口型冲压外圈滚针轴承
Drawn Cup Caged Needle Roller Bearings
With Closed End
TAM, TAMW 系列



轴径 Shaft Diameter	轴承型号 Bearing Designation		重量 Mass		外形尺寸 Boundary Dimensions	基本额定负荷 Basic Load Rating		极限转速 Limiting Speed
						动负荷 Dynamic	静负荷 Static	
			TA	TAM		Cr(N)	Cor(N)	
8	TA810	TAM810	6.7	7.1	8×15×10	350	290	4500
	TA815	TAM815	9.7	10.1	8×15×15	590	570	4500
	TA820	TAM820	12.9	8.2	8×15×20	850	910	4500
9	TA912	TAM912	8.7	9.2	9×16×12	520	500	4500
	TA916	TAM916	11.4	11.9	9×16×16	710	740	4500
10	TA1010	TAM1010	7.9	8.5	10×17×10	420	390	4000
	TA1012	TAM1012	9.3	10	10×17×12	570	570	4000
	TA1015	TAM1015	11.5	12.2	10×17×15	710	740	4000
	TA1020	TAM1020	15.4	16	10×17×20	1020	1190	4000
12	TA1212	TAM1212	10.5	11.5	12×19×12	610	640	3500
	TA1215	TAM1215	13.1	14	12×19×15	760	850	3500
	TA1220	TAM1220	17.3	18.3	12×19×20	1090	1360	3500
	TA1225	TAM1225	21.5	22.5	12×19×25	1400	1870	3500
14	TA1416	TAM1416	18.4	19.6	14×22×16	1070	1230	3000
	TA1420	TAM1420	23	24	14×22×20	1410	1760	3000
15	TA1510	TAM1510	10.8	12.3	15×22×10	540	580	2500
	TA1512	TAM1512	12.9	14.3	15×22×12	730	850	2500
	TA1515	TAM1515	15.9	17.3	15×22×15	900	1120	2500
	TA1520	TAM1520	21	22.5	15×22×20	1300	1790	2500
	TA1525	TAM1525	25	26.5	15×22×25	1660	2460	2500
16	TA1616	TAM1616	20	22	16×24×16	1130	1350	2500
	TA1620	TAM1620	20	27	16×24×20	1490	1940	2500
17	TA1715	TAM1715	17.6	19.5	17×24×15	980	1300	2500
	TA1720	TAM1720	23.5	25	17×24×20	1420	2080	2500
	TA1725	TAM1725	29	31	17×24×25	1820	2870	2500
18	TA1813	TAM1813	16.4	18.5	18×25×13	930	1220	2000
	TA1815	TAM1815	18.5	20.5	18×25×15	1020	1390	2000
	TA1817	TAM1817	21	23	18×25×17	1210	1720	2000
	TA1819	TAM1819	23.5	25.5	18×25×19	1390	2060	2000
	TA1820	TAM1820	24.5	26.5	18×25×20	1480	2220	2000
	TA1825	TAM1825	30.5	32.5	18×25×25	1900	3060	2000
19	TA1916	TAM1916	23	25.5	19×27×16	1240	1600	2000
	TA1920	TAM1920	29	31	19×27×20	1650	2300	2000
20	TA2015	TAM2015	20	22.5	20×27×15	1060	1490	2000
	TA2020	TAM2020	26.5	29	20×27×20	1530	2390	2000
	TA2025	TAM2025	33	35.5	20×27×25	1960	3280	2000
	TA2030	TAM2030	39.5	42	20×27×30	2360	4180	2000
	TA202830	TAM202830	30	32.5	20×28×20	1720	2470	2000
21	TA2116	TAM2116	25	28	21×29×16	1350	1840	1900
	TA2120	TAM2120	31.5	34.5	21×29×20	1790	2640	1900

穿孔型冲压外圈滚针轴承
Drawn Cup Caged Needle Roller Bearings
With Open End
TA, TAW 系列

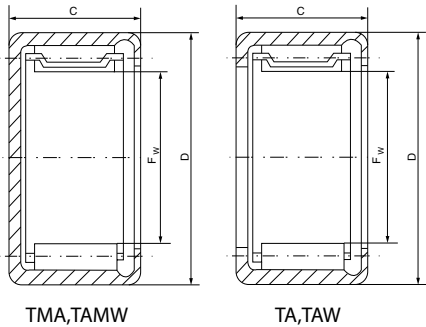
封口型冲压外圈滚针轴承
Drawn Cup Caged Needle Roller Bearings
With Closed End
TAM, TAMW 系列



轴径 Shaft Diameter	轴承型号 Bearing Designation		重量 Mass		外形尺寸 Boundary Dimensions	基本额定负荷 Basic Load Rating		极限转速 Limiting Speed
						动负荷 Dynamic	静负荷 Static	
			TA	TAM		Cr(N)	Cor(N)	
22	TA2210	TAM2210	15	18.1	22×29×10	680	870	18000
	TA2215	TAM2215	21.5	24.5	22×29×15	1330	1670	18000
	TA2220	TAM2220	29	32	22×29×20	1630	2680	18000
	TA2225	TAM2225	35.5	38.5	22×29×25	2010	3500	18000
	TA2230	TAM2230	42.5	45.5	22×29×30	2430	4460	18000
	TA223016	TAM223016	26	29	22×30×16	1350	1850	18000
	TA223020	TAM223020	32.5	35.5	22×30×20	1790	2660	18000
24	TA2420	TAM2420	31	35	24×31×20	1730	2980	16000
	TA2428	TAM2428	43.5	47	24×31×28	2500	4770	16000
	TA243216	TAM243216	28	32	24×32×16	1450	2090	16000
	TA243220	TAM243220	35.5	39	24×32×20	1920	3000	16000
25	TA2510	TAM2510	19.1	23	25×33×10	810	1010	15000
	TA2515	TAM2515	28.5	32.5	25×33×15	1370	1970	15000
	TA2520	TAM2520	36.5	40.5	25×33×20	1990	3170	15000
	TA2525	TAM2525	45.5	49	25×33×25	2450	4160	15000
	TA2530	TAM2530	54.5	58.5	25×33×30	2960	5300	15000
26	TA2616	TAM2616	30.5	34.5	26×34×16	1550	2330	15000
	TA2620	TAM2620	38	42.5	26×34×20	2050	3350	15000
28	TA2820	TAM2820	45	50	28×37×20	2160	3290	13000
	TA2830	TAM2830	67.5	72.5	28×37×30	3370	3420	13000
29	TA2920	TAM2920	47	52	29×38×20	2250	3480	13000
	TA2930	TAM2930	70	75.5	29×38×30	2490	6140	13000
30	TA3013	TAM3013	36.5	42.5	30×40×13	1370	1710	12000
	TA3015	TAM3015	42	47.5	30×40×15	1720	2280	12000
	TA3020	TAM3020	54.5	60	30×40×20	2500	3700	12000
	TA3025	TAM3025	68	73.5	30×40×25	3220	5130	12000
	TA3030	TAM3030	80	85.5	30×40×30	3740	6190	12000
32	TA3220	TAM3220	57.5	63.5	32×42×20	2590	3940	11000
	TA3230	TAM3230	86	97.5	32×42×30	4030	6970	11000
	TA3512	TAM3512	38.5	46	35×45×12	1510	2030	10000
35	TA3515	TAM3515	48	56	35×45×15	1890	2710	10000
	TA3520	TAM3520	62.5	70	35×45×20	2760	4400	10000
	TA3525	TAM3525	78	85.5	35×45×25	3550	6090	10000
	TA3530	TAM3530	97	105	35×45×30	4150	7410	10000
	TA3720	TAM3720	64.5	73	37×47×20	2830	4630	9500
37	TA3730	TAM3730	101	110	37×47×30	4270	7820	9500
	TA3815	TAM3815	51	60	38×48×15	1930	2860	9000
38	TA3820	TAM3820	65.5	74.5	38×48×20	2820	4640	9000
	TA3825	TAM3825	82.5	96	38×48×25	3630	6430	9000
	TA3830	TAM3830	104	114	38×48×30	4400	8210	9000

穿孔型冲压外圈滚针轴承
Drawn Cup Caged Needle Roller Bearings
With Open End
TA, TAW系列

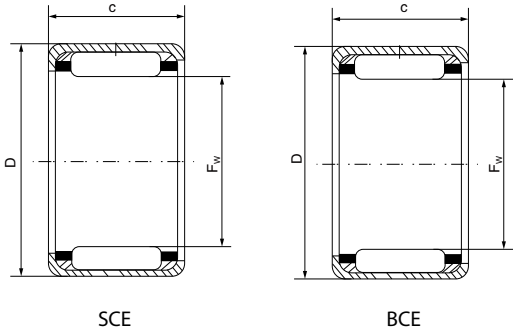
封口型冲压外圈滚针轴承
Drawn Cup Caged Needle Roller Bearings
With Closed End
TAM, TAMW系列



轴径 Shaft Diameter	轴承型号 Bearing Designation		重量 Mass		外形尺寸 Boundary Dimensions	基本额定负荷 Basic Load Rating		极限转速 Limiting Speed
						动负荷 Dynamic	静负荷 Static	
	TA	TAM	TA	TAM	F _w	Cr(N)	Cor(N)	
38	TAW3845	TAMW3845	149	159	38×48×45	5680	11400	9000
	TA4015	TAM4015	54	63.5	40×50×15	1980	3000	8500
40	TA4020	TAM4020	69.5	79	40×50×20	2900	4880	8500
	TA4025	TAM4025	86.5	102	40×50×25	3730	3750	8500
	TA4030	TAM4030	110	120	40×50×30	4510	8630	8500
	TA4040	TAM4040	144	154	40×50×40	5780	11800	8500
45	TA4520	TAM4520	77	90	45×55×20	3120	5570	7500
	TA4525	TAM4525	102	115	45×55×25	4010	7710	7500
	TA4530	TAM4530	122	135	45×55×30	4860	9850	7500
	TA4540	TAM4540	161	174	45×55×40	6250	13600	7500
50	TA5012	TAM5012	62.5	78	50×62×12	1800	2450	6500
	TA5015	TAM5015	78	98.5	50×62×15	2630	3980	6500
	TA5020	TAM5020	107	123	50×62×20	3870	6530	6500
	TA5025	TAM5025	134	150	50×62×25	5000	9080	6500
	TA5030	TAM5030	161	178	50×62×30	6060	11600	6500
	TA5040	TAM5040	210	230	50×62×40	7800	16100	6500
	TAW5045	TAMW5045	230	245	50×62×45	7820	16100	6500
	TA5520	TAM5520	116	136	55×67×20	4040	7100	5500
55	TA5525	TAM5525	145	165	55×67×25	5220	9880	5500
	TA5530	TAM5530	175	195	55×67×30	6320	12600	5500
	TA5540	TAM5540	230	250	55×67×40	8160	17500	5500
	TAW5545	TAMW5545	250	270	55×67×45	8150	17500	5500
	TAW5550	TAMW5550	280	300	55×67×50	9330	20900	5500
	TA6025	TAM6025	158	182	60×72×25	5570	11100	5000
	TA6030	TAM6030	191	215	60×72×30	6760	14200	5000
60	TA6040	TAM6040	2500	275	60×72×40	8740	19700	5000
	TAW6045	TAMW6045	270	295	60×72×45	8710	19600	5000
	TAW6050	TAMW6050	305	330	60×72×50	9970	23300	5000
	TA6212	TAM6212	78	107	62×74×12	2050	3090	4500
62	TA6212	TAM6212	78	107	62×74×12	2050	3090	4500
	TA6525	TAM6525	169	197	65×77×25	5760	11900	4000
65	TA6530	TAM6530	205	230	65×77×30	6980	15200	4000
	TAW6545	TAMW6545	290	315	65×77×45	9000	21100	4000
	TAW6550	TAMW6550	330	355	65×77×50	10300	25100	4000
	TA7025	TAM7025	181	215	70×82×25	5960	12700	3500
70	TA7030	TAM7030	220	250	70×82×30	7230	16200	3500
	TA7040	TAM7040	290	320	70×82×40	9380	22700	3500
	TAW7050	TAMW7050	350	380	70×82×50	10700	26800	3500

穿孔型冲压外圈滚针轴承
Drawn Cup Caged Needle Roller Bearings
With Open End
SCE系列

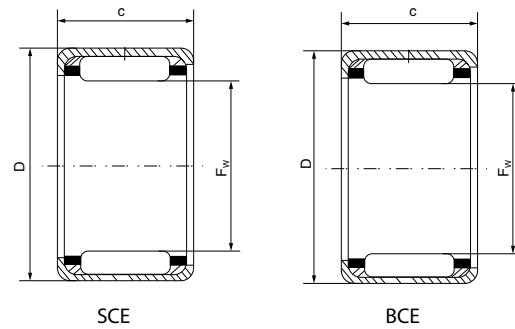
封口型冲压外圈滚针轴承
Drawn Cup Caged Needle Roller Bearings
With Closed End
BCE系列



轴承型号 Bearing Designation		重量 Mass		外形尺寸 Boundary Dimensions			基本额定负荷 Basic Load Rating		极限转速 Limiting Speed
				F _w	D	C	动负荷 Dynamic	静负荷 Static	
SCE1010	BCE1010	10.8	12	15.875	20.638	15.88	750	1110	
SCE1012	BCE1012	12.9	14	15.875	20.638	19.05	920	1430	
SCE1014	BCE1014	15.1	16.2	15.875	20.638	22.22	1090	1790	
SCE1016	BCE1016	17.3	18.4	15.875	20.638	25.4	1250	2130	
SCE116	BCE116	7	8.4	17.462	22.225	9.52	460	610	
SCE118	BCE118	9.5	10.8	17.462	22.225	12.7	630	900	
SCE1110	BCE1110	11.8	13.2	17.462	22.225	15.88	840	1330	
SCE1112	BCE1112	14	15.4	17.462	22.225	19.05	1040	1740	
SCE126	BCE126	10	11.7	19.05	25.4	9.52	510	600	
SCE128	BCE128	13.5	15.2	19.05	25.4	12.7	700	890	
SCE1210	BCE1210	17	18.6	19.05	25.4	15.88	970	1350	
SCE1212	BCE1212	20.5	22	19.05	25.4	19.05	1220	1800	
SCE1214	BCE1214	23.5	25	19.05	25.4	22.22	1450	2260	
SCE1216	BCE1216	27	28.5	19.05	25.4	25.4	1660	2700	
SCE136	BCE136	10.7	12.6	20.638	26.988	9.52	530	640	
SCE138	BCE138	14.5	16.4	20.638	26.988	12.7	730	960	
SCE1310	BCE1310	18.2	20	20.638	26.988	15.88	1010	1450	
SCE1312	BCE1312	22	23.5	20.638	26.988	19.05	1260	1940	
SCE1314	BCE1314	25	27	20.638	26.988	22.22	1500	2430	
SCE1316	BCE1316	28.5	30.5	20.638	26.988	25.4	1730	2910	
SCE1320	BCE1320	35.5	37.5	20.638	26.988	31.75	2160	3890	
SCE146	BCE146	11.5	13.8	22.225	28.575	9.52	550	690	
SCE148	BCE148	15.6	17.8	22.225	28.575	12.7	760	1030	
SCE1412	BCE1412	23.5	26	22.225	28.575	19.05	1310	2080	
SCE1414	BCE1414	27	29.5	22.225	28.575	22.22	1560	2600	
SCE1416	BCE1416	31	33.5	22.225	28.575	25.4	1790	3110	
SCE1418	BCE1418	34.5	37	22.225	28.575	28.58	2020	3630	
SCE1422	BCE1422	42.5	44.5	22.225	28.575	34.92	2450	4660	
SCE158	BCE158	16.5	19	23.812	30.162	12.7	820	1160	
SCE1510	BCE1510	20.5	23	23.812	30.162	15.88	1120	1750	
SCE1516	BCE1516	33	35.5	23.812	30.162	25.4	1930	3500	

穿孔型冲压外圈滚针轴承
Drawn Cup Caged Needle Roller Bearings
With Open End
SCE系列

封口型冲压外圈滚针轴承
Drawn Cup Caged Needle Roller Bearings
With Closed End
BCE系列



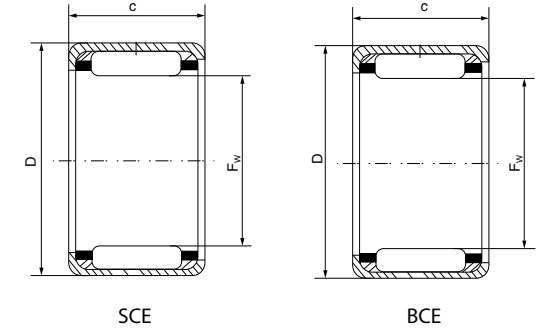
SCE

BCE

轴承型号 Bearing Designation		重量 Mass		外形尺寸 Boundary Dimensions			基本额定负荷 Basic Load Rating		极限转速 Limiting Speed
							动负荷 Dynamic	静负荷 Static	
		SCE	BCE	F _w	D	C	Cr(N)	Cor(N)	
SCE166	BCE166	13.1	16	25.4	31.75	9.52	610	820	
SCE167	BCE167	15.4	18.3	25.4	31.75	11.13	790	1130	
SCE168	BCE168	17.7	20.5	25.4	31.75	12.7	840	1230	
SCE1610	BCE1610	22	25.5	25.4	31.75	15.88	1160	1850	
SCE1612	BCE1612	26.5	29.5	25.4	31.75	19.05	1450	2470	
SCE1614	BCE1614	31	33.5	25.4	31.75	22.22	1730	3100	
SCE1616	BCE1616	35.5	38	25.4	31.75	25.4	1980	3700	
SCE1620	BCE1620	44	46.5	25.4	31.75	31.75	2480	4950	
SCE1710	BCE1710	23.5	26.5	26.988	33.338	15.88	1190	1950	
SCE1716	BCE1716	37	40.5	26.988	33.338	25.4	2040	3900	
SCE186	BCE186	14.5	18.1	28.575	34.925	9.52	650	910	
SCE188	BCE188	19.5	23	28.575	34.925	12.7	880	1360	
SCE1812	BCE1812	29.5	33	28.575	34.925	19.05	1530	2750	
SCE1816	BCE1816	39	42.5	28.575	34.925	25.4	2090	4110	
SCE1820	BCE1820	48.5	52	28.575	34.925	31.75	2620	5490	
SCE1910	BCE1910	32.5	37.5	30.162	38.1	15.88	1530	2300	
SCE1916	BCE1916	52	57	30.162	38.1	25.4	2630	4620	
SCE208	BCE208	21.5	26	31.75	38.1	12.7	930	1500	
SCE2010	BCE2010	27	31.5	31.75	38.1	15.88	1280	2260	
SCE2012	BCE2012	32.5	37	31.75	38.1	19.05	1600	3020	
SCE2016	BCE2016	43	47.5	31.75	38.1	25.4	2190	4520	
SCE2020	BCE2020	53.5	58	31.75	38.1	31.75	2750	6040	
SCE218	BCE218	28.5	35	33.338	41.275	12.7	1130	1610	
SCE2110	BCE2110	35.5	41.5	33.338	41.275	15.88	1570	2440	
SCE2112	BCE2112	43	49	33.338	41.275	19.05	1970	3270	
SCE228	BCE228	23.5	29	33.338	41.275	12.7	1000	1700	
SCE2212	BCE2212	35.5	41	33.338	41.275	19.05	1720	3420	
SCE2216	BCE2216	47.5	53	33.338	41.275	25.4	2350	5120	
SCE2220	BCE2220	59	64	33.338	41.275	31.75	2950	6840	
SCE248	BCE248	38.5	47.5	38.1	47.625	12.7	1320	1820	
SCE2410	BCE2410	48.5	57.5	38.1	47.625	15.88	1820	2770	

穿孔型冲压外圈滚针轴承
Drawn Cup Caged Needle Roller Bearings
With Open End
SCE系列

封口型冲压外圈滚针轴承
Drawn Cup Caged Needle Roller Bearings
With Closed End
BCE系列



SCE

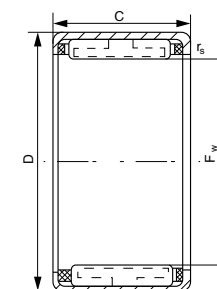
BCE

轴承型号 Bearing Designation		重量 Mass		外形尺寸 Boundary Dimensions			基本额定负荷 Basic Load Rating		极限转速 Limiting Speed
							动负荷 Dynamic	静负荷 Static	
		SCE	BCE	F _w	D	C	Cr(N)	Cor(N)	
SCE2412	BCE2412	58.5	67.5	38.1	47.625	19.05	2300	3740	
SCE2414	BCE2414	69	78	38.1	47.625	22.22	2720	4650	
SCE2416	BCE2416	79	88	38.1	47.625	25.4	3170	5650	
SCE2420	BCE2420	97.5	106	38.1	47.625	31.75	3980	7570	
SCE268	BCE268	41	51.5	41.275	50.8	12.7	1400	2020	
SCE2610	BCE2610	52	62.5	41.275	50.8	15.88	1930	3060	
SCE2616	BCE2616	85	95.5	41.275	50.8	25.4	3370	6250	
SCE2620	BCE2620	105	115	41.275	50.8	31.75	4220	8370	
SCE2812	BCE2812	67.5	79.5	44.45	53.975	19.05	2570	4540	
SCE2816	BCE2816	91	103	44.45	53.975	24.4	3540	6870	
SCE2820	BCE2820	112	125	44.45	53.975	31.75	4450	9190	
SCE2824	BCE2824	136	145	44.45	53.975	38.1	5300	11500	
SCE308	BCE308	47.5	61	47.625	57.15	12.7	1500	2320	
SCE3010	BCE3010	60	74	47.625	57.15	15.88	2070	3520	
SCE3012	BCE3012	72.5	86.5	47.625	57.15	19.05	2620	4750	
SCE3016	BCE3016	97.5	112	47.625	57.15	25.4	3610	7190	
SCE328	BCE328	50	66	50.8	60.325	12.7	1570	2520	
SCE3216	BCE3216	104	119	50.8	60.325	25.4	3780	7800	
SCE3220	BCE3220	128	144	50.8	60.325	31.75	4750	10400	
SCE3224	BCE3224	155	170	50.8	60.325	38.1	5660	13100	
SCE348	BCE348	53	70.5	53.975	63.5	12.7	1640	2720	
SCE3416	BCE3416	109	127	53.975	63.5	25.4	3950	8420	
SCE3424	BCE3424	162	180	53.975	63.5	38.1	5910	14100	
SCE3612	BCE3612	85.5	105	57.15	66.675	19.05	2910	5770	
SCE3616	BCE3616	115	135	57.15	66.675	25.4	4010	8730	
SCE3620	BCE3620	143	163	57.15	66.675	31.75	5040	11700	
SCE3624	BCE3624	172	192	57.15	66.675	38.1	6000	1460	
SCE4216	BCE4216	133	161	66.675	76.2	25.4	4280	9990	
SCE4410	BCE4410	85.5	115	69.85	79.375	15.88	2550	5190	
SCE4412	BCE4412	103	133	69.85	79.375	19.05	3220	7010	
SCE4416	BCE4416	139	169	69.85	79.375	25.4	4440	10600	
SCE4420	BCE4420	173	205	69.85	79.375	31.75	5570	14200	

冲压外圈滚针离合器 Drawn cup Needle Roller Clutches



冲压外圈滚针离合器
Drawn Cup Needle Roller Clutches
HF系列



HF

轴径 Shaft Diameter	轴承型号 Bearing Designation	重量 Mass (g)	外形尺寸 Boundary Dimensions			传动力矩 Transmitting torque N_m	适合径向支 承用的冲压 外圈滚针轴 承 HK	极限转速 Limiting Speed	
			F_w	D	C			min^{-1}	min^{-1}
4	HF0406	1.2	4	8	6	0.34	HK0408TN	32000	12000
6	HF0612	3.2	6	10	12	1.76	HK0608	21000	11000
8	HF0812	3.5	8	12	12	3.15	HK0808	15000	10000
10	HF1012	4	10	14	12	5.3	HK1010	12000	9900
12	HF1216	11.8	12	18	16	12.2	HK1212	9900	7200
14	HF1416	13	14	20	16	17.3	HK1412	8600	7200
16	HF1616	14	16	22	16	20.5	HK1612	7600	6500
18	HF1816	15.8	18	24	16	24.1	HK1812	6500	6500
20	HF2016	17	20	26	16	28.5	HK2010	6300	6000
25	HF2520	31	25	32	20	66	HK2512	4800	4800
30	HF3020	36	30	37	20	90	HK3012	4200	4200
35	HF3520	40	35	42	20	121	HK3512	3500	3500

注：1) 使用塑料弹簧的不同结构，最高工作温度+60°C。

2) 极限转速对脂和油润滑都有效。

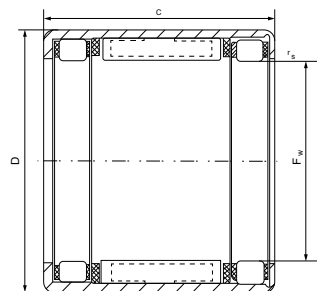
3) 工作中实际转速和径向载荷的乘积不可超过表中极限值，它确定了应用的极限。

Note: 1) When the plastic spring of different structure is used, the highest working temperature is +60°C.

2) The limited speed shown on the list is available for both grease and oil.

3) The product of working speed and radial load should not exceed the limited value on the list, which determines the limit of application.

冲压外圈滚针离合器和轴承组件
Drawn Cup Needle Roller Clutch and Bearing
Assemblies
HFL系列



HFL

轴径 Shaft Diameter	轴承型号 Bearing Designation	重量 Mass	外形尺寸 Boundary Dimensions			传动力矩 Trasmiting torque	基本额定负荷 Basic Load Rating		极限转速 Limiting Speed	
							动负荷 Dynamic	静负荷 Static		
		(g)	F _w	D	C	N _m	Cr(N)	Cor(N)	min ⁻¹	min ⁻¹
8	HFL0822	6.5	8	12	22	3.15	3900	4000	15000	10000
10	HFL1022	7.5	10	14	22	5.3	4200	4400	12000	9900
12	HFL1226	18	12	18	26	12.2	6200	6300	9900	7200
14	HFL1426	20.5	14	20	26	17.3	7000	7500	9200	7200
16	HFL1626	22	16	22	26	20.5	7100	8100	8000	6800
18	HFL1826	24.5	18	24	26	24.1	8000	9300	6800	6800
20	HFL2026	27	20	26	26	28.5	7800	9400	6300	6000
25	HFL2530	44	25	32	30	66	9800	13500	5000	5000
30	HFL3030	51	30	37	30	90	11000	15000	4000	4000
35	HFL3530	58	35	42	30	121	12500	17000	3600	3600

注：1) 使用塑料弹簧的不同结构，最高工作温度+60°C。

2) 极限转速对脂和油润滑都有效。

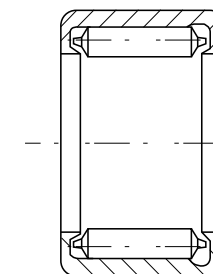
3) 工作中实际转速和径向载荷的乘积不可超过表中极限值，它确定了应用的极限。

Note: 1) When the plastic spring of different structure is used, the highest working temperature is +60°C.

2) The limited speed shown on the list is available for both grease and oil.

3) The product of working speed and radial load should not exceed the limited value on the list, which determines the limit of application.

冲压外圈滚针离合器和轴承组件
Drawn Cup Needle Roller Clutch and Bearing
Assemblies
RC, RCB系列



RC

轴径 Shaft Diameter	轴承型号 Bearing Designation	重量 Mass	外形尺寸 Boundary Dimensions			传动力矩 Trasmiting torque	极限转速 Limiting Speed
		(g)	F _w	D	C	N _m	
6.35	RC-040708		6.35	11.11	12.7	1.9	38000
9.52	RC-061008		9.52	15.88	12.7	5.1	25300
12.7	RC-081208		12.7	19.05	12.7	8.3	18700
15.88	RC-101410		15.88	22.22	15.88	16.2	14700
19.05	RC-121610		19.05	25.4	15.88	22.1	11300
25.4	RC-162110		25.4	33.34	15.88	46.6	8670
9.52	RCB-061014		9.52	15.88	22.22	5.1	25300
12.7	RCB-081214		12.7	19.05	22.22	8.3	18700
15.88	RCB-101416		15.88	22.22	25.4	16.2	14700
19.05	RCB-121616		19.05	25.4	25.4	22.1	11300
25.4	RCB-162117		25.4	33.34	27	46.6	8670

双列滚针轴承

Special Design Needle Roller Clutches



双列滚针轴承

Special Design Needle Roller Clutches

双列滚针轴承，该产品广泛应用于高压齿轮泵，举升泵等高压场合，该产品之使用寿命比普通单排滚针轴承延长25%以上。

Double row needle roller bearings, the product is widely used in hyperbaric gear pumps, lift pumps, etc, high pressure working conditions. The service life can be extended 25% longer than normal single row needle roller bearing.

轴承型号 Bearing Designation	轴径 Shaft Diameter	外径 O.D	高度 Length
644706B	32	50	35
644906B	28	40	32
644907B	35	51	32
600708B	42	65	32
644910B	48.3	72	40
T1032	27	42.86	25.4
S1032	32.766	49.213	28.575
R1032	38.1	58.98	31.75
RNA355730B	35	57	30
30NQ4425	30	44	25
22NQ3425	22	34	25

备注：带B为双列轴承